TECHNICAL DATA BOOK

CB HORIZONTAL SPLIT CASING PUMP

60HZ



Table of Contents

SPECIFICATION

Main Applications and Product Features	A-1
Model Code	A-2
Specification	A-3

TECHNICAL DATA

Impeller Diameter	B-1
Noise Data	B-2
Nominal Dimension of Parts	B-3

DIMENSIONS

Dimensions of Bare Shaft Pump	C-1, 2, 3, 4
Dimensions of Pump with motor	C-5, 6, 7, 8, 9, 10, 11

CONSTRUCTION

Sectional View of Pump	D-1
Selection View of Mechanical Seal	D-2

SELECTION CHART

50Hz m^3/min・m – 2P, 4P, 6P	E-1, 2, 3

PERFORMANCE CURVES

50Hz – 2P

125X80 CBJ , 150X100 CBJ , 150X125 CBH , 150X125 CBJ , 200X125 CBH

50Hz – 4P

125X80 CBJ , 125X80 CBK , 125X100 CBK , 150X100 CBJ , 150X100 CBK , 150X125 CBH , 150X125 CBJ , 150X150 CBG , 200X100 CBK , 200X125 CBH , 200X125 CBJ , 200X150 CBG , 200X150 CBH , 200X150 CBJ , 200X200 CBF , 250X150 CBH , 250X150 CBJ , 250X150 CBK , 250X200 CBF , 250X200 CBGX , 250X200 CBGY , 250X200 CBH , 300X150 CBK , 300X200 CBG , 300X200 CBH , 300X200 CBJX , 300X200 CBJY , 300X250 CBFX , 300X250 CBFY , 300X250 CBG , 300X250 CBH , 350X250 CBG , 350X250 CBH , 350X250 CBJ , 350X300 CBF , 400X300 CBG , 400X300 CBH , 400X300 CBJX , 400X350 CBF , 400X400 CBF

50Hz – 6P

350X250 CBH , 350X250 CBJ , 400X300 CBG , 400X300 CBH , 400X300 CBJX , 400X300 CBJY , 400X400 CBF , 450X300 CBH , 450X350 CBG , 450X350 CBJ , 450X400 CBF , 500X350 CBG , 500X350 CBH

EBARA reserves the right to make changes without prior notice.

Main Applications

Water Supply

・Water supply duties for municipalities
・Irrigation (flooding,sprinkler,farming)
・Drainage clean water

General Industrial Systems

・Water supply
・Process cooling and chilled water systems
・Cooling systems and water condensing systems
・Water circulation
・Boiler feed systems

Building

・General water supply
・Air conditioning
・Water condensing systems
・Fire protection

Product Features

Energy-saving Design

・World top class pump efficiency achieved.
・Major improvement over our previous models by impeller designed using our proprietary 3D inverse design technology.
・Higher efficiency means lower energy consumption and motor output, and more compact size.

Simple Maintenance

・Very compact design for ease of installation and permits minimum maintenance.
・Axially split casing allows the easy removal of the top casing for inspection and service.
・Shield bearings eliminate need for adding or exchanging lubricating oil.
・Shaft seal flushing and quenching piping not required for the standard application.

EBARA reserves the right to make changes without prior notice.

SPECIFICATION - Model Code



300 x 200 CB 2 G 6 75

- 75 — Output in Kw : 75
- 6 — Frequency 60Hz : 6
- G — Hydraulic code
- 2 — 2 Poles drive (4 Poles drive:Non;6 Poles drive:6)
- CB — Model
- 200 — Discharge nozzle, Nominal size in millimeter
- 300 — Suction nozzle, Nominal size in millimeter

EBARA reserves the right to make changes without prior notice.

SPECIFICATION - General Description

Pump specification

Capacities		To 62 m3/min (60Hz)
Heads		To 150 m (60Hz)
Liquid Handled	Type of liquid	Clean water,Industrial water,River water
	Temperature	0 to 80°C
Max. Operating Pressure		16bar（1.6MPa)
Construction	Impeller	Closed double suction
	Shaft seal	Mechanical Seal
	Flushing	No Flushing
	Ball Bearing	Sealed ball bearing (grease lubrication)
Flange		JIS 16K RF,GB PN16 RF
Material	Casing	FC250 or FCD450 *1
	Impeller	CAC406 or SCS13 *2
	Main shaft	SUS420J1
	Mechanical Seal	Ceramic/Carbon NBR or Silicon carbide/Carbon FPM *3

*1: It is applicable for Model 300X200CBJY, 350X250CBJ, 400X300CBH, 400X300CBJX , 400X300CBJY, 400X400CBF, 450X300CBH, 450X350CBG, 450X400CBF, 500X350CBG

*2: It is applicable for Model 400X300CBJX, 400X300CBJY, 450X300CBH, 450X350CBG, 450X400CBF, 500X350CBG

*3: It is applicable for Model 350X250CBJ, 400X300CBH, 400X300CBJX, 400X300CBJY

Motor specification

Number of poles	4 poles	6 poles
Synchronous speed	1800min^{-1}	1200min^{-1}
Phase	3 Phase	
Voltege	380V ±10%	
Type	Totally enclosed fan cooled (indoors)	
Protection	IP55	
Frequency	30～60Hz	

* Optional:

1. Totally enclosed fan cooled (indoors)
2. Varying frequency running (5～60Hz)
3. Other types of motor that user require

Accessories

Standard:

・Common base
・Coupling
・Coupling guard

Optional:

・Disc coupling

EBARA reserves the right to make changes without prior notice.

TECHNICAL DATA - Impeller Diameter

— Not applicable Model Unit : mm

Model	4P		6P	
	Max	Min	Max	Min
125X80CBJ	228	191	—	—
125X80CBK	292	234	—	—
125X100CBK	328	262	—	—
150X100CBJ	255	214	—	—
150X100CBK	368	294	—	—
150X125CBH	216	166	—	—
150X125CBJ	286	239	—	—
150X150CBG	196	165	—	—
200X100CBK	413	330	—	—
200X125CBH	242	186	—	—
200X125CBJ	319	267	—	—
200X150CBG	220	185	—	—
200X150CBH	272	209	—	—
200X150CBJ	357	299	—	—
200X200CBF	197	165	—	—
250X150CBH	306	235	—	—
250X150CBJ	401	336	—	—
250X150CBK	463	370	—	—
250X200CBF	221	185	—	—
250X200CBGX	247	207	—	—
250X200CBGY	277	233	—	—
250X200CBH	343	264	—	—
300X150CBK	521	416	—	—
300X200CBG	311	261	—	—
300X200CBH	386	296	—	—
300X200CBJX	448	376	—	—
300X200CBJY	503	421	—	—
300X250CBFX	247	208	—	—
300X250CBFY	277	232	—	—
300X250CBG	349	293	—	—
300X250CBH	432	332	—	—
350X250CBG	392	329	—	—
350X250CBH	486	373	486	373
350X250CBJ	—	—	563	472
350X300CBF	311	261	—	—
400X300CBG	440	369	440	369
400X300CBH	—	—	544	418
400X300CBJX	—	—	631	528
400X300CBJY	—	—	707	593
400X350CBF	349	293	—	—
400X400CBF	—	—	391	328
450X300CBH	—	—	612	470
450X350CBG	—	—	494	414
450X400CBF	—	—	439	370
500X350CBG	—	—	555	465

EBARA reserves the right to make changes without prior notice.

TECHNICAL DATA - Noise Data

— Not applicable Model Unit : bB(A)

Model	60Hz	
	4P	6P
125X80CBJ	73	—
125X80CBK	76	—
125X100CBK	78	—
150X100CBJ	75	—
150X100CBK	79	—
150X125CBH	73	—
150X125CBJ	76	—
150X150CBG	74	—
200X100CBK	80	—
200X125CBH	75	—
200X125CBJ	78	—
200X150CBG	75	—
200X150CBH	76	—
200X150CBJ	79	—
200X200CBF	74	—
250X150CBH	78	—
250X150CBJ	80	—
250X150CBK	81	—
250X200CBF	76	—
250X200CBGX	76	—
250X200CBGY	78	—
250X200CBH	79	—
300X150CBK	83	—
300X200CBG	79	—
300X200CBH	80	—
300X200CBJX	82	—
300X200CBJY	83	—
300X250CBFX	77	—
300X250CBFY	79	—
300X250CBG	81	—
300X250CBH	82	—
350X250CBG	82	—
350X250CBH	83	80
350X250CBJ	—	81
350X300CBF	80	—
400X300CBG	84	80
400X300CBH	—	82
400X300CBJX	—	83
400X300CBJY	—	84
400X350CBF	81	—
400X400CBF		79
450X300CBH		82
450X350CBG		82
450X400CBF		81
500X350CBG		84

Note : The overall sound pressure level is the value measured 1m away from the pump unit and does not include driver noise.
This data is for reference and may differ from the actual noise level.

EBARA reserves the right to make changes without prior notice.

TECHNCAL DATA - Nominal Dimension of Parts

Model	Shaft Diameter (mm)	At Radial Bearing	At Thrust Bearing	CP side Mechanical Seal	CCP side Mechanical Seal
125X80CBJ	28	UCFC206FC	UCFC206FD	0350 / T 2100	0350 / T 2100
125X80CBK	28	UCFC206FC	UCFC206FD	0350 / T 2100	0350 / T 2100
125X100CBK	38	UCFC208FC	UCFC206FD	0450 / T 2100	0350 / T 2100
150X100CBJ	38	UCFC208FC	UCFC206FD	0450 / T 2100	0350 / T 2100
150X100CBK	48	UCFC210FC	UCFC208FD	0550 / T 2100	0450 / T 2100
150X125CBH	38	UCFC208FC	UCFC206FD	0450 / T 2100	0350 / T 2100
150X125CBJ	48	UCFC210FC	UCFC208FD	0550 / T 2100	0450 / T 2100
150X150CBG	28	UCFC206FC	UCFC206FD	0350 / T 2100	0350 / T 2100
200X100CBK	48	UCFC210FC	UCFC208FD	0550 / T 2100	0450 / T 2100
200X125CBH	38	UCFC208FC	UCFC206FD	0450 / T 2100	0350 / T 2100
200X125CBJ	38	UCFC208FC	UCFC206FD	0450 / T 2100	0350 / T 2100
200X150CBG	28	UCFC206FC	UCFC206FD	0350 / T 2100	0350 / T 2100
200X150CBH	28	UCFC206FC	UCFC206FD	0350 / T 2100	0350 / T 2100
200X150CBJ	48	UCFC210FC	UCFC208FD	0550 / T 2100	0450 / T 2100
200X200CBF	28	UCFC206FC	UCFC206FD	0350 / T 2100	0350 / T 2100
250X150CBH	38	UCFC208FC	UCFC206FD	0450 / T 2100	0350 / T 2100
250X150CBJ	55	UCFC212FC	UCFC210FD	0650 / T 2100	0550 / T 2100
250X150CBK	65	UCFC214FC	UCFC212FD	0750 / T 2100	0650 / T 2100
250X200CBF	38	UCFC208FC	UCFC206FD	0450 / T 2100	0350 / T 2100
250X200CBGX	38	UCFC208FC	UCFC206FD	0450 / T 2100	0350 / T 2100
250X200CBGY	48	UCFC210FC	UCFC208FD	0550 / T 2100	0450 / T 2100
250X200CBH	48	UCFC210FC	UCFC208FD	0550 / T 2100	0450 / T 2100
300X150CBK	65	UCFC214FC	UCFC212FD	0750 / T 2100	0650 / T 2100
300X200CBG	48	UCFC210FC	UCFC208FD	0550 / T 2100	0450 / T 2100
300X200CBH	55	UCFC212FC	UCFC210FD	0650 / T 2100	0550 / T 2100
300X200CBJX	65	UCFC214FC	UCFC212FD	0750 / T 2100	0650 / T 2100
300X200CBJY	75	UCFC216FC	UCFC214FD	0850 / T 2100	0750 / T 2100
300X250CBFX	38	UCFC208FC	UCFC206FD	0450 / T 2100	0350 / T 2100
300X250CBFY	48	UCFC210FC	UCFC208FD	0550 / T 2100	0450 / T 2100
300X250CBG	65	UCFC214FC	UCFC212FD	0750 / T 2100	0650 / T 2100
300X250CBH	65	UCFC214FC	UCFC212FD	0750 / T 2100	0650 / T 2100
350X250CBG	75	UCFC216FC	UCFC214FD	0850 / T 2100	0750 / T 2100
350X250CBH	75	UCFC216FC	UCFC214FD	0850 / T 2100	0750 / T 2100
350X250CBJ	95	UCFCX20C	UCFC218FD	1047 / T 8-1	0950 / T 2100
350X300CBF	55	UCFC212FC	UCFC210FD	0650 / T 2100	0550 / T 2100
400X300CBG	85	UCFC218FC	UCFC216FD	0950 / T 2100	0850 / T 2100
400X300CBH	95	UCFCX20C	UCFC218FD	1047 / T 8-1	0950 / T 2100
400X300CBJX	105	UCFS322C	UCFS320FD	1174 / T 8-1	1079 / T 8-1
400X300CBJY	95	UCFCX20C	UCFC218FD	1047 / T 8-1	0950 / T 2100
400X350CBF	65	UCFC214FC	UCFC212FD	0750 / T 2100	0650 / T 2100
400X400CBF	75	UCFC216FC	UCFC214FD	0850 / T 2100	0750 / T 2100
450X300CBH	85	UCFC218FC	UCFC216FD	0950 / T 2100	0850 / T 2100
450X350CBG	75	UCFC216FC	UCFC214FD	0850 / T 2100	0750 / T 2100
450X400CBF	65	UCFC214FC	UCFC212FD	0750 / T 2100	0650 / T 2100
500X350CBG	85	UCFC218FC	UCFC216FD	0950 / T 2100	0850 / T 2100

EBARA reserves the right to make changes without prior notice.

DIMENSIONS - Dimensions of Bare Shaft Pump

PUMP

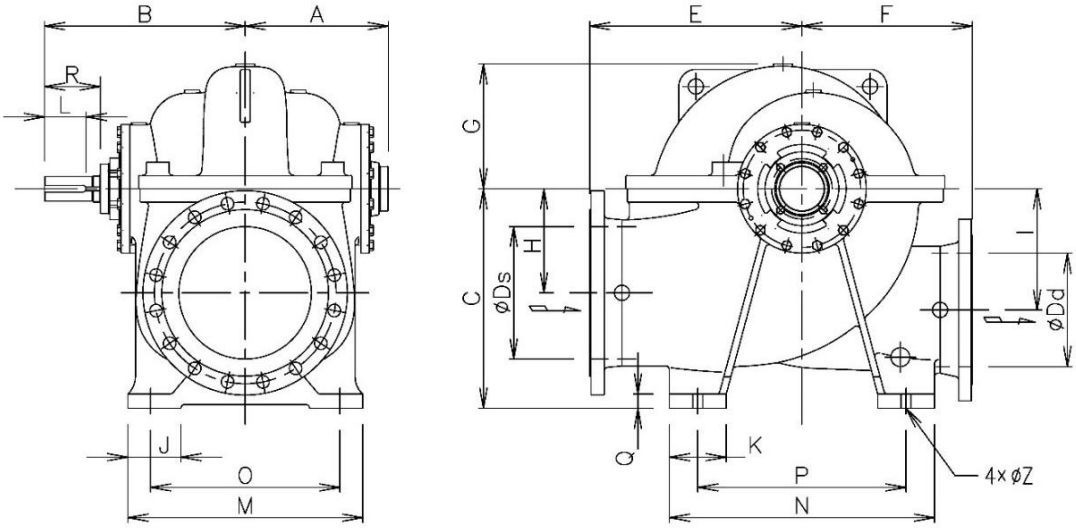

Shaft end

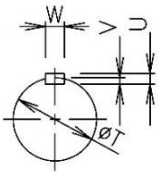

Flange

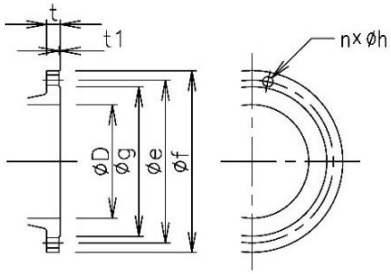

■Cast Iron 16bar Flange (JIS 16K)

Units:mm

	D	g	e	f	t	t1	n	h
	80	132	160	200	24	2	8	φ23
	100	160	185	225	26	2	8	φ23
	125	195	225	270	26	2	8	φ25
	150	230	260	305	28	2	12	φ25
*	200	275	305	350	30	2	12	φ25
*	250	345	380	430	34	2	12	φ27
*	300	395	430	480	36	3	16	φ27
*	350	440	480	540	38	3	16	φ33
*	400	495	540	605	42	3	16	φ33
*	450	560	605	675	46	3	20	φ33
*	500	615	660	730	50	3	20	φ33

***■Ductile Cast Iron 16bar Flange (JIS 16K)**

Units:mm

D	g	e	f	t	t1	n	h
80	-	-	-	-	-	-	-
100	-	-	-	-	-	-	-
125	-	-	-	-	-	-	-
150	-	-	-	-	-	-	-
200	275	305	350	26	2	12	φ25
250	345	380	430	28	2	12	φ27
300	395	430	480	30	3	16	φ27
350	440	480	540	34	3	16	φ33
400	495	540	605	38	3	16	φ33
450	560	605	675	40	3	20	φ33
500	615	660	730	42	3	20	φ33

* 300X200CBJY, 350X250CBJ, 400X300CBH, 400X300CBJX, 400X300CBJY, 400X400CBF, 450X300CBH, 450X350CBG, 450X400CBF, 500X350CBG use the legal dimensions of Ductile Cast Iron

■Cast Iron 16bar Flange (GB PN16)

Units:mm

	D	g	e	f	t	t1	n	h
	80	132	160	200	22	3	8	φ19
	100	156	180	220	24	3	8	φ19
	125	184	210	250	26	3	8	φ19
	150	211	240	285	26	3	8	φ23
*	200	266	295	340	30	3	12	φ23
*	250	319	355	405	32	3	12	φ28
*	300	370	410	460	32	4	12	φ28
*	350	429	470	520	36	4	16	φ28
*	400	480	525	580	38	4	16	φ31
*	450	548	585	640	40	4	20	φ31
*	500	609	650	715	42	4	20	φ34

***■Ductile Cast Iron 16bar Flange (GB PN16)**

Units:mm

D	g	e	f	t	t1	n	h
80	-	-	-	-	-	-	-
100	-	-	-	-	-	-	-
125	-	-	-	-	-	-	-
150	-	-	-	-	-	-	-
200	266	295	340	20	3	12	φ23
250	319	355	405	22	3	12	φ28
300	370	410	460	24.5	4	12	φ28
350	429	470	520	26.5	4	16	φ28
400	480	525	580	28	4	16	φ31
450	548	585	640	30	4	20	φ31
500	609	650	715	31.5	4	20	φ34

* 300X200CBJY, 350X250CBJ, 400X300CBH, 400X300CBJX, 400X300CBJY, 400X400CBF, 450X300CBH, 450X350CBG, 450X400CBF, 500X350CBG use the legal dimensions of Ductile Cast Iron

EBARA reserves the right to make changes without prior notice.

DIMENSIONS - Dimensions of Bare Shaft Pump

■4P

Units:mm

MODEL	Size		Pump																Shaft						Wt
	Ds	Dd	A	B	C	E	F	G	H	I	J	K	M	N	O	P	Q	Z	L	R	T	U	V	W	(KG)
125X80CBJ	125	80	188	272	310	300	250	170	165	165	60	70	300	290	250	230	20	19	56	60.1	28	8	5	10	110
125X80CBK	125	80	225	310	290	330	250	195	140	180	70	80	340	320	280	250	20	19	63	70	28	8	5	10	170
125X100CBK	125	100	245	370	345	370	280	230	180	200	80	90	380	360	310	270	25	19	80	91	38	8	5	10	240
150X100CBJ	150	100	202.5	327.5	340	310	280	200	175	185	60	70	300	290	250	230	20	19	80	88	38	8	5	10	170
150X100CBK	150	100	272	403	380	415	305	255	180	230	90	100	430	400	350	300	25	19	90	99	48	9	5.5	14	310
150X125CBH	150	125	210	335	360	330	290	180	185	175	80	90	380	360	310	270	25	19	80	84.5	38	8	5	10	170
150X125CBJ	150	125	234	366	370	340	315	224	205	205	80	90	380	360	310	270	25	19	90	102	48	9	5.5	14	200
150X150CBG	150	150	225	320	350	305	275	170	175	165	80	90	380	360	310	270	25	19	63	85	28	8	5	10	150
200X100CBK	200	100	285	420.5	430	465	350	275	185	255	100	110	480	450	390	340	25	24	100	109	48	9	5.5	14	430
200X125CBH	200	125	221.5	348.5	385	340	265	215	200	200	80	90	380	360	310	270	25	19	80	88	38	8	5	10	190
200X125CBJ	200	125	221.5	348.5	405	400	280	240	210	230	80	90	380	360	310	270	25	19	80	88	38	8	5	10	240
200X150CBG	200	150	255	350	370	330	285	205	185	185	80	100	430	400	350	300	25	19	80	91	28	8	5	10	210
200X150CBH	200	150	242.5	352.5	395	380	260	240	210	220	90	100	430	400	350	300	25	19	80	90	28	8	5	10	260
200X150CBJ	200	150	265.5	389.5	425	405	390	275	230	260	90	100	430	400	350	300	25	19	90	96	48	9	5.5	14	380
200X200CBF	200	200	245	340	385	380	320	210	200	200	90	100	430	400	350	300	25	19	63	70	28	8	5	10	230
250X150CBH	250	150	272	408	460	425	290	264	230	250	100	110	480	450	390	340	25	24	90	101	38	8	5	10	340
250X150CBJ	250	150	294	451	480	450	440	310	250	290	100	110	480	450	390	340	25	24	100	111	55	10	6	16	470
250X150CBK	250	150	345	520	480	520	390	310	205	285	110	120	550	520	450	400	30	24	110	123	65	11	7	18	630
250X200CBF	250	200	275	390	450	395	315	243	225	225	100	110	480	450	390	340	25	24	80	86	38	8	5	10	320
250X200CBGX	250	200	270	385	435	370	300	225	210	210	90	110	480	450	390	340	25	24	80	86	38	8	5	10	270
250X200CBGY	250	200	290	415	475	415	340	250	235	235	100	120	550	520	450	400	30	24	90	99	48	9	5.5	14	340
250X200CBH	250	200	284.5	420.5	505	475	350	280	260	280	110	120	550	520	450	400	30	24	100	109	48	9	5.5	14	470
300X150CBK	300	150	350	535	485	600	440	345	235	320	110	120	550	520	450	400	25	24	125	133	65	11	7	18	860
300X200CBG	300	200	310	460	525	465	355	270	260	265	110	120	550	520	450	400	30	24	100	115	48	9	5.5	14	580
300X200CBH	300	200	310	490	560	535	405	320	295	315	110	120	550	520	450	400	30	24	110	124	55	10	6	16	690
300X200CBJX	300	200	321	480	545	505	495	336	280	320	110	130	550	520	450	400	30	24	110	124.5	65	11	7	18	720
300X200CBJY	300	200	349	526	565	565	550	374	315	360	120	120	550	520	450	400	30	24	125	132.5	75	12	7.5	20	870
300X250CBFX	300	250	280	415	505	445	350	265	255	255	100	120	550	520	450	400	30	24	90	101	38	8	5	10	480
300X250CBFY	300	250	335	460	520	495	355	300	275	285	110	120	550	520	450	400	30	26	90	105	48	9	5.5	14	590
300X250CBG	300	250	370	525	600	560	450	305	307	300	135	150	620	700	500	550	38	26	110	121	65	11	7	18	780
300X250CBH	300	250	350	535	625	600	450	355	340	355	135	150	620	700	500	550	38	26	125	133	65	11	7	18	860
350X250CBG	350	250	390	570	585	585	440	340	270	335	135	150	620	700	500	550	38	26	125	132	75	12	7.5	20	890
350X250CBH	350	250	365	555	665	675	500	395	270	395	120	140	800	800	720	660	30	28	125	137	75	12	7.5	20	1180
350X300CBF	350	300	360	510	600	560	450	330	275	320	130	150	620	700	500	550	38	26	100	107	55	10	6	16	830
400X300CBG	400	300	440	630	625	660	510	380	310	375	110	140	800	700	720	560	38	28	125	158	85	14	9	22	1400
400X350CBF	400	350	420	575	645	625	510	370	321	360	150	135	700	700	550	550	38	26	110	124.5	65	11	7	18	1050

EBARA reserves the right to make changes without prior notice.

DIMENSIONS - Dimensions of Bare Shaft Pump

■6P

Units:mm

MODEL	Size		Pump																Shaft						Wt
	Ds	Dd	A	B	C	E	F	G	H	I	J	K	M	N	O	P	Q	Z	L	R	T	U	V	W	(KG)
350X250CBH	350	250	365	555	665	675	500	395	270	395	120	140	800	800	720	660	30	28	125	137	75	12	7.5	20	1180
350X250CBJ	350	250	394.5	620.5	645	635	615	420	335	405	120	140	700	700	620	560	30	28	140	160	95	14	9	25	1240
400X300CBG	400	300	440	630	625	660	510	380	310	375	110	140	800	700	720	560	38	28	125	158	85	14	9	22	1400
400X300CBH	400	300	450	685	715	755	515	445	320	445	110	140	800	800	720	660	30	28	160	179	95	14	9	25	1670
400X300CBJX	400	300	559	756	725	710	690	470	380	455	140	140	800	800	660	660	30	28	160	170	105	16	10	28	1940
400X300CBJY	400	300	432	658	815	800	630	515	420	510	130	160	860	900	780	740	35	30	140	145	95	14	9	25	1260
400X400CBF	400	400	470	645	725	690	505	410	380	405	130	160	860	800	780	640	35	30	125	132	75	12	7.5	20	1550
450X300CBH	450	300	475.5	679.5	800	800	580	490	380	500	130	160	860	860	780	740	35	30	140	144.5	85	14	9	22	1400
450X350CBG	450	350	414	606	705	740	555	420	360	420	120	160	860	800	780	640	35	30	125	148	75	12	7.5	20	1110
450X400CBF	450	400	454	620	780	750	565	450	415	445	130	160	920	900	840	740	30	30	125	134	65	11	7	18	1340
500X350CBG	500	350	475.5	679.5	775	830	600	465	395	470	120	160	920	900	840	740	35	30	140	162	85	14	9	22	1460

EBARA reserves the right to make changes without prior notice.

DIMENSIONS - Dimension of Pump with Motor

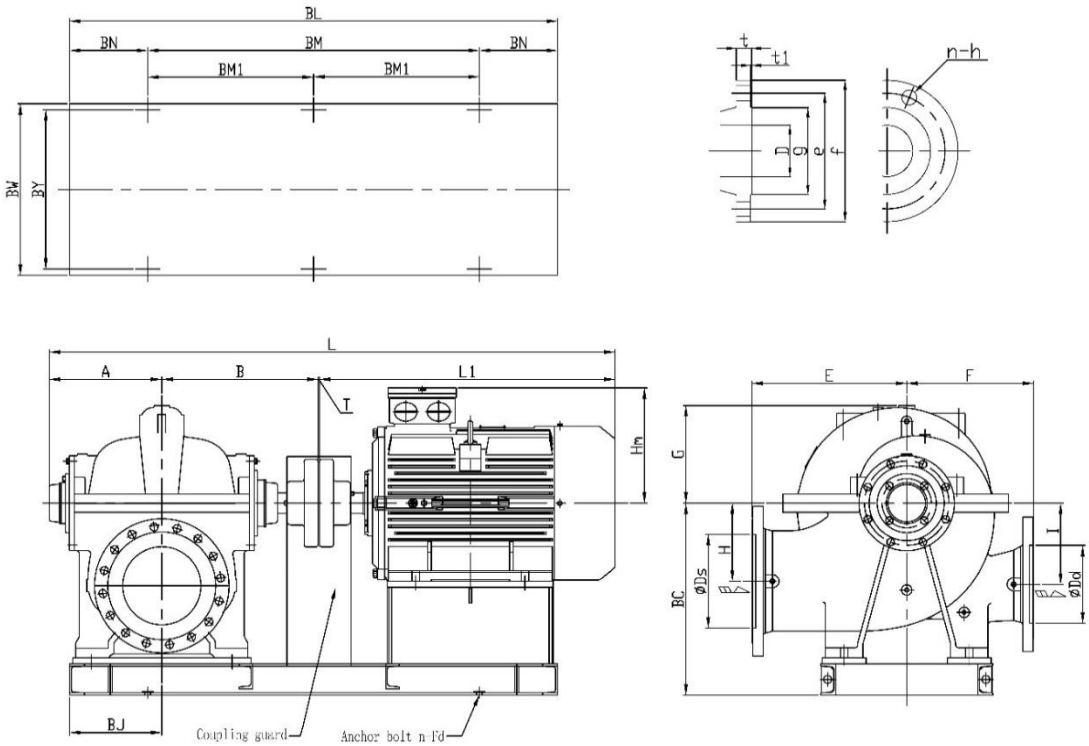

■Cast Iron 16bar Flange (JIS 16K)

Units:mm

	D	g	e	f	t	t1	n	h
	80	132	160	200	24	2	8	φ23
	100	160	185	225	26	2	8	φ23
	125	195	225	270	26	2	8	φ25
	150	230	260	305	28	2	12	φ25
*	200	275	305	350	30	2	12	φ25
*	250	345	380	430	34	2	12	φ27
*	300	395	430	480	36	3	16	φ27
*	350	440	480	540	38	3	16	φ33
*	400	495	540	605	42	3	16	φ33
*	450	560	605	675	46	3	20	φ33
*	500	615	660	730	50	3	20	φ33

***■Ductile Cast Iron 16bar Flange (JIS 16K)**

Units:mm

D	g	e	f	t	t1	n	h
80	-	-	-	-	-	-	-
100	-	-	-	-	-	-	-
125	-	-	-	-	-	-	-
150	-	-	-	-	-	-	-
200	275	305	350	26	2	12	φ25
250	345	380	430	28	2	12	φ27
300	395	430	480	30	3	16	φ27
350	440	480	540	34	3	16	φ33
400	495	540	605	38	3	16	φ33
450	560	605	675	40	3	20	φ33
500	615	660	730	42	3	20	φ33

* 300X200CBJY, 350X250CBJ, 400X300CBH, 400X300CBJX, 400X300CBJY, 400X400CBF, 450X300CBH, 450X350CBG, 450X400CBF, 500X350CBG use the legal dimensions of Ductile Cast Iron

■Cast Iron 16bar Flange (GB PN16)

Units:mm

	D	g	e	f	t	t1	n	h
	80	132	160	200	22	3	8	φ19
	100	156	180	220	24	3	8	φ19
	125	184	210	250	26	3	8	φ19
	150	211	240	285	26	3	8	φ23
*	200	266	295	340	30	3	12	φ23
*	250	319	355	405	32	3	12	φ28
*	300	370	410	460	32	4	12	φ28
*	350	429	470	520	36	4	16	φ28
*	400	480	525	580	38	4	16	φ31
*	450	548	585	640	40	4	20	φ31
*	500	609	650	715	42	4	20	φ34

***■Ductile Cast Iron 16bar Flange (GB PN16)**

Units:mm

D	g	e	f	t	t1	n	h
80	-	-	-	-	-	-	-
100	-	-	-	-	-	-	-
125	-	-	-	-	-	-	-
150	-	-	-	-	-	-	-
200	266	295	340	20	3	12	φ23
250	319	355	405	22	3	12	φ28
300	370	410	460	24.5	4	12	φ28
350	429	470	520	26.5	4	16	φ28
400	480	525	580	28	4	16	φ31
450	548	585	640	30	4	20	φ31
500	609	650	715	31.5	4	20	φ34

* 300X200CBJY, 350X250CBJ, 400X300CBH, 400X300CBJX, 400X300CBJY, 400X400CBF, 450X300CBH, 450X350CBG, 450X400CBF, 500X350CBG use the legal dimensions of Ductile Cast Iron

EBARA reserves the right to make changes without prior notice.

DIMENSIONS - Dimension of Pump with Motor

■4P units:mm

Model	Motor	Size		Pump									Motor					Common Base										Total		
	kW	Ds	Dd	A	B	C	E	F	G	H	I	Wt (KG)	Frame	MR	MA	Hm	Wt (KG)	BJ	BC	BN	BM	BM1	BL	BW	BY	n-fd	Wt (KG)	T	L	Wt (KG)
125X80CBJ	4.0	125	80	188	272	310	300	250	170	165	165	110	112M	200	195	188.5	45	170	410	125	510	-	760	330	290	4-φ15	56	3	858	211
	5.5												132S	239	241	212	61			130	540	-	800				57		943	228
	7.5												132M	258	267		73			140	560	-	840				60		988	243
	11												160M	323	291	255	103		430	150	620	-	920	370	330	4-φ19	74		1077	287
125X80CBK	11	125	80	225	310	290	330	250	195	140	180	170	160M	323	291	255	103	190	410	160	660	-	980	370	330	4-φ19	76	3	1152	349
	15												160L	345	329		130			170	690	-	1030				79		1212	379
	18.5												180M	351.5	331.5	270	165				700	-	1040	400	360		80		1221	415
	22												180L	370.5	347.5		180			175	720	-	1070				83		1256	433
	30												200L	395.5	376.5	300	238			185	750	-	1120	440	400		90	4	1311	498
	37												225S	432	388	327	298			190	760	-	1140	500	460		92		1359	560
125X100CBK	18.5	125	100	245	370	345	370	280	230	180	200	240	180M	351.5	331.5	270	165	210	465	185	750	-	1120	400	360	4-φ19	92	3	1301	497
	22												180L	370.5	347.5		180			190	770	-	1150				94		1336	514
	30												200L	395.5	376.5	300	238		485	200	800	-	1200	440	390		119		1391	597
	37												225S	432	388	327	298				820	-	1220	500	450	4-φ24	123	4	1439	661
	45												225M	444.5	400.5		322			205	840	-	1250				126		1464	688
	55												250M	482.5	434.5	373	410			215	880	-	1310	560	510		139		1536	789
150X100CBJ	7.5	150	100	202.5	327.5	340	310	280	200	175	185	170	132M	258	267	212	73	170	460	150	600	-	900	330	290	4-φ19	71	3	1058	314
	11												160M	323	291	255	103			160	660	-	980	370	330		78		1147	351
	15												160L	345	329		130			170	690	-	1030				82		1207	382
	18.5												180M	351.5	331.5	270	165					-		400	360		83		1216	418
	22												180L	370.5	347.5		180			175	720	-	1070				86		1251	436
150X100CBK	30	150	100	272	403	380	415	305	255	180	230	310	200L	395.5	376.5	300	238	235	520	210	840	-	1260	440	390	4-φ24	131	4	1451	679
	37												225S	432	388	327	298				860	-	1280	500	450		135		1499	743
	45												225M	444.5	400.5		322			215	880	-	1310				138		1524	770
	55												250M	482.5	434.5	373	410			225	920	-	1370	560	510		152		1596	872
	75												280S	514	462	413	555			235	950	-	1420	620	570		174		1655	1039
	90												280M	539.5	487.5		610			245	980	-	1470				180		1706	1100
	110												315S	589	554	482	750		560	255	1020	-	1530	700	640	4-φ26	249		1822	1309
150X125CBH	5.5	150	125	210	335	360	330	290	180	185	175	170	132S	239	241	212	61	210	480	150	600	-	900	400	360	4-φ19	80	3	1028	311
	7.5												132M	258	267		73			155	630	-	940				83		1073	326
	11												160M	323	291	255	103			170	690	-	1030				89		1162	362
150X125CBJ	15	150	125	234	366	370	340	315	224	205	205	200	160L	345	329	255	130	210	490	185	740	-	1110	400	360	4-φ19	95	3	1277	425
	18.5												180M	351.5	331.5	270	165					-					94		1286	459
	22												180L	370.5	347.5		180			190	770	-	1150				97		1321	477
	30												200L	395.5	376.5	300	238		510	195	800	-	1190	440	390	4-φ24	123	4	1376	561
	37												225S	432	388	327	298			200	820	-	1220	500	450		128		1424	626
150X150CBG	7.5	150	150	225	320	350	305	275	170	175	165	150	132M	258	267	212	73	210	470	155	620	-	930	400	360	4-φ19	82	3	1073	305
	11												160M	323	291	255	103			165	680	-	1010				87		1162	340
	15												160L	345	329		130			175	710	-	1060				91		1222	371
200X100CBK	55	200	100	285	420.5	430	465	350	275	185	255	430	250M	482.5	434.5	373	410	260	570	235	940	-	1410	560	510	4-φ24	168	4	1626.5	1008
	75												280S	514	462	413	555			240	980	-	1460	620	570		194		1685.5	1179
	90												280M	539.5	487.5		610			250	1020	-	1520				201		1736.5	1241
	110												315S	589	554	482	750		610	260	1050	-	1570	700	640	4-φ26	272		1852.5	1452
	132												315M	614.5	708.5		875			280	1120	-	1680				295		2032.5	1600
	160												315L				960					-					296			1685
	185																1070					-								1796
200X125CBH	7.5	200	125	221.5	348.5	385	340	265	215	200	200	190	132M	258	267	212	73	210	505	160	640	-	960	400	360	4-φ19	86	3	1098	349
	11												160M	323	291	255	103			170	700	-	1040				92		1187	385
	15												160L	345	329		130			180	730	-	1090				96		1247	416
	18.5												180M	351.5	331.5	270	165					-					95		1256	450
	22												180L	370.5	347.5		180			185	760	-	1130				99		1291	469
200X125CBJ	22	200	125	221.5	348.5	405	400	280	240	210	230	240	180L	370.5	347.5	270	180	210	525	185	760	-	1130	400	360	4-φ19	101	3	1291	521
	30												200L	395.5	376.5	300	238			195	790	-	1180	440	400		110		1346	588
	37												225S	432	388	327	298		545	200	800	-	1200	500	450	4-φ24	134	4	1394	672
	45												225M	444.5	400.5		322			205	820	-	1230		450		137		1419	699
	55												250M	482.5	434.5	373	410			215	860	-	1290	560	510		151		1491	801
	75												280S	514	462	413	555			220	900	-	1340	620	570		173		1550	968
200X150CBG	11	200	150	255	350	370	330	285	205	185	185	210	160M	323	291	255	103	235	490	175	720	-	1070	440	400	4-φ19	97	3	1222	410
	15												160L	345	329		130			185	740	-	1110				101		1282	441
	18.5												180M	351.5	331.5	270	165				750	-	1120				100		1291	475
	22												180L	370.5	347.5		180			190	780	-	1160				104		1326	494
200X150CBH	15	200	150	242.5	352.5	395	380	260	240	210	220	260	160L	345	329	255	130	235	515	185	750	-	1120	440	400	4-φ19	104	3	1272	494
	18.5												180M	351.5	331.5	270	165					-					103		1281	528
	22												180L	370.5	347.5		180			190	780	-	1160				107		1316	547
	30												200L	395.5	376.5	300	238		535	200	810	-	1210		390	4-φ24	132	4	1371	630
	37												225S	432	388	327	298			205	820	-	1230	500	450		137		1419	695

*1: The motor without size is high voltage motor,please contact us.

EBARA reserves the right to make changes without prior notice.

DIMENSIONS - Dimension of Pump with Motor

■4P

units:mm

Model	Motor	Size		Pump									Motor					Common Base										Total		
	kW	Ds	Dd	A	B	C	E	F	G	H	I	Wt (KG)	Frame	MR	MA	Hm	Wt (KG)	BJ	BC	BN	BM	BM1	BL	BW	BY	n-fd	Wt (KG)	T	L	Wt (KG)
200X150CBJ	37	200	150	265.5	389.5	425	405	390	275	230	260	380	225S	432	388	327	298	235	565	210	850	-	1270	500	450	4-φ24	143	4	1479	821
	45												225M	444.5	400.5	327	322			215	860	-	1290				146		1504	848
	55												250M	482.5	434.5	373	410			225	910	-	1360	560	510		161		1576	951
	75												280S	514	462	413	555			235	940	-	1410	620	570		187		1635	1122
	90												280M	539.5	487.5		610			240	980	-	1460				194		1686	1184
	110												315S	589	554	482	750		605	250	1020	-	1520	700	640	4-φ26	264		1802	1394
200X200CBF	11	200	200	245	340	385	380	320	210	200	200	230	160M	323	291	255	103	235	505	175	710	-	1060	440	400	4-φ19	98	3	1202	431
	15												160L	345	329		130			180	740	-	1100				102		1262	462
250X150CBH	30	250	150	272	408	460	425	290	264	230	250	340	200L	395.5	376.5	300	238	260	600	215	860	-	1290	490	440	4-φ24	153	4	1456	731
	37												225S	432	388	327	298				880	-	1310	500	450		155		1504	793
	45												225M	444.5	400.5		322			220	900	-	1340				159		1529	821
	55												250M	482.5	434.5	373	410			230	940	-	1400	560	510		174		1601	924
	75												280S	514	462	413	555			240	970	-	1450	620	570		203		1660	1098
250X150CBJ	75	250	150	294	451	480	450	440	310	250	290	470	280S	514	462	413	555	260	620	245	1000	-	1490	620	570	4-φ24	210	4	1725	1235
	90												280M	539.5	487.5		610		660	255	1040	-	1550		560	4-φ26	270		1776	1350
	110												315S	589	554	482	750			265	1070	-	1600	700	640		291		1892	1511
	132												315M	614.5	708.5		875			285	1140	-	1710				316		2072	1661
	160												315L				960					-					317			1747
	185																1070					-								1857
250X150CBK	90	250	150	345	520	480	520	390	310	205	285	630	280M	539.5	487.5	413	610	295	660	275	1100	-	1650	620	560	4-φ26	281	4	1896	1521
	110												315S	589	554	482	750			285	1140	-	1710	700	640		318		2012	1698
	132												315M	614.5	708.5		875			300	1220	-	1820				326		2192	1831
	160												315L				960					-					328			1918
	185																1070					-								2028
	200																1080					-								2038
	220												355M	704	816	646	1630			330	1320	-	1980	830	770		378	5	2390	2638
	250																1640					-								2648
	280												355L				1690					-								2698
	315																1790					-								2798
250X200CBF	18.5	250	200	275	390	450	395	315	243	225	225	320	180M	351.5	331.5	270	165	260	590	195	800	-	1190	490	440	4-φ24	139	3	1351	624
	22												180L	370.5	347.5		180			200	820	-	1220				144		1386	644
	30												200L	395.5	376.5	300	238			210	850	-	1270				151	4	1441	709
250X200CBGX	22	250	200	270	385	435	370	300	225	210	210	270	180L	370.5	347.5	270	180	260	575	200	820	-	1220	490	440	4-φ24	141	3	1376	591
	30												200L	395.5	376.5	300	238			210	840	-	1260				148	4	1431	656
	37												225S	432	388	327	298			215	860	-	1290	500	450		150		1479	718
250X200CBGY	37	250	200	290	415	475	415	340	250	235	235	340	225S	432	388	327	298	295	615	225	900	-	1350	560	510	4-φ24	169	4	1529	807
	45												225M	444.5	400.5		322			230	920	-	1380				173		1554	835
	55												250M	482.5	434.5	373	410			240	960	-	1440				184		1626	934
	75												280S	514	462	413	555			245	1000	-	1490	620	570		214		1685	1109
250X200CBH	45	250	200	284.5	420.5	505	475	350	280	260	280	470	225M	444.5	400.5	327	322	295	645	230	920	-	1380	560	510	4-φ24	178	4	1554	970
	55												250M	482.5	434.5	373	410			240	970	-	1450				191		1626	1071
	75												280S	514	462	413	555			250	1000	-	1500	620	570		224		1685	1249
	90												280M	539.5	487.5		610			255	1040	-	1550		560	4-φ26	284		1736	1364
	110												315S	589	554	482	750		685	265	1080	-	1610	700	640		306		1852	1526
	132												315M	614.5	708.5		875			285	1150	-	1720				331		2032	1676
300X150CBK	160	300	150	350	535	485	600	440	345	235	320	860	315L	614.5	708.5	482	960	295	665	305	1220	-	1830	700	640	4-φ26	330	4	2212	2150
	185																1070					-								2260
	200																1080					-								2270
	220												355M	704	816	646	1630			330	1330	-	1990	830	770		381	5	2410	2871
	250																1640					-								2881
	280												355L				1690					-								2931
	315																1790					-								3031
	355												*1																	
	400																													
	450																													
	500																													
	630																													
300X200CBG	55	300	200	310	460	525	465	355	270	260	265	580	250M	482.5	434.5	373	410	295	645	260	980	490	1500	560	530	6-φ19	171	4	1691	1161
	75												280S	514	462	413	555				1030	515	1550	610	580		199		1750	1334
	90												280M	539.5	487.5		610		705	265	1060	-	1590	620	560	4-φ26	292		1801	1482
	110												315S	589	554	482	750			275	1100	-	1650	700	640		314		1917	1644
	132												315M	614.5	708.5		875			290	1180	-	1760				341		2097	1796
300X200CBH	90	300	200	310	490	560	535	405	320	295	315	690	280M	539.5	487.5	413	610	295	740	270	1080	-	1620	620	560	4-φ26	304	4	1831	1604
	110												315S	589	554	482	750			280	1120	-	1680	700	640		328		1947	1768
	132												315M	614.5	708.5		875			295	1200	-	1790				356		2127	1921
	160												315L				960					-					357			2007
	185																1070					-								2117
	200																1080					-								2127

*1: The motor without size is high voltage motor,please contact us.

EBARA reserves the right to make changes without prior notice.

DIMENSIONS - Dimension of Pump with Motor

■4P

units:mm

Model	Motor	Size		Pump									Motor					Common Base										Total		
	kW	Ds	Dd	A	B	C	E	F	G	H	I	Wt (KG)	Frame	MR	MA	Hm	Wt (KG)	BJ	BC	BN	BM	BM1	BL	BW	BY	n-fd	Wt (KG)	T	L	Wt (KG)
300X200CBJX	132	300	200	321	480	545	505	495	336	280	320	720	315M	614.5	708.5	482	875	295	725	295	1190	-	1780	700	640	4-φ26	351	4	2128	1946
	160												315L				960					-					353			2033
	185																1070					-								2143
	200																1080					-								2153
	220												355M	704	816	646	1630			320	1300	-	1940	830	770		389	5	2326	2739
	250																1640					-								2749
	280												355L				1690					-								2799
	315																1790					-								2899
	355												*1																	
300X200CBJY	200	300	200	349	526	565	565	550	374	315	360	870	315L	614.5	708.5	482	1080	295	745	300	1220	-	1820	700	640	4-φ26	360	4	2202	2310
	220												355M	704	816	646	1630			330	1320	-	1980	830	770		416	5	2400	2916
	250																1640					-								2926
	280												355L				1690					-								2976
	315																1790					-								3076
	355												*1																	
	400																													
	450																													
	500																													
	630																													
300X250CBFX	30	300	250	280	415	505	445	350	265	255	255	480	200L	395.5	376.5	300	238	295	645	220	890	-	1330	560	510	4-φ24	173	4	1471	891
	37												225S	432	388	327	298			225	900	-	1350				175		1519	953
	45												225M	444.5	400.5		322			230	920	-	1380				178		1544	980
	55												250M	482.5	434.5	373	410			240	960	-	1440				191		1616	1081
300X250CBFY	55	300	250	335	460	520	495	355	300	275	285	590	250M	482.5	434.5	373	410	295	665	245	1000	-	1490	560	510	4-φ24	204	4	1716	1204
	75												280S	514	462	413	555			255	1030	-	1540	620	570		238		1775	1383
	90												280M	539.5	487.5		610		705	265	1060	-	1590		560	4-φ26	299		1826	1499
300X250CBG	110	300	250	370	525	600	560	450	305	307	300	780	315S	589	554	482	750	330	745	300	1145	-	1745	740	700	4-φ24	323	4	2042	1853
	132												315M	614.5	708.5		875			310	1230	-	1850				350		2222	2005
	160												315L				960		785		1240	-	1860		680	4-φ26	421			2161
	185																1070					-								2271
	200																1080					-								2281
	220												355M	704	816	646	1630			200	1620	810	2020	830	770	6-φ26	480	5	2420	2890
300X250CBH	160	300	250	350	535	625	600	450	355	340	355	860	315L	614.5	708.5	482	960	330	810	310	1250	-	1870	740	680	4-φ26	431	4	2212	2251
	185																1070					-								2361
	200																1080					-								2371
	220												355M	704	816	646	1630			195	1640	820	2030	830	770	6-φ26	492	5	2410	2982
	250																1640													2992
	280												355L				1690													3042
	315																1790													3142
	355												*1																	
350X250CBG	185	350	250	390	570	585	585	440	340	270	335	890	315L	614.5	708.5	482	1070	330	730	330	1260	-	1920	740	700	4-φ24	349	4	2287	2309
	200																1080					-								2319
	220												355M	704	816	646	1630		770	350	1390	695	2090	810	740	6-φ26	475	5	2485	2995
	250																1640													3005
	280												355L				1690													3055
	315																1790													3155
	355												*1																	
	400																													
350X250CBH	250	350	250	365	555	665	675	500	395	270	395	1180	355M	704	816	646	1640	420	890	210	1720	860	2140	840	770	6-φ28	628	5	2445	3448
	280												355L				1690													3498
	315																1790													3598
	355												*1																	
	400																													
	450																													
	500																													
	630																													
350X300CBF	90	350	300	360	510	600	560	450	330	275	320	830	280M	539.5	487.5	413	610	330	745	290	1115	-	1695	740	700	4-φ24	310	4	1901	1750
	110												315S	589	554	482	750		785	285	1160	-	1730		680	4-φ26	390		2017	1970
	132												315M	614.5	708.5		875			305	1230	-	1840				419		2197	2124
	160												315L				960					-								2209
400X300CBG	315	400	300	440	630	625	660	510	380	310	375	1400	355L	704	816	646	1790	425	810	390	1555	777.5	2335	810	740	6-φ26	530	5	2595	3720
	355												*1																	
	400																													
	450																													
	500																													
	630																													
	800																													
400X350CBF	160	400	350	420	575	645	625	510	370	321	360	1050	315L	614.5	708.5	482	960	375	790	330	1285	-	1945	750	710	4-φ24	374	4	2322	2384
	185																1070					-								2494
	200																1080					-								2504
	220												355M	704	816	646	1630		870	205	1700	850	2110	830	760	6-φ28	625	5	2520	3305
	250																1640													3315

*1: The motor without size is high voltage motor,please contact us.

EBARA reserves the right to make changes without prior notice.

DIMENSIONS - Dimension of Pump with Motor

■6P

units:mm

Model	Motor	Size		Pump									Motor					Common Base										Total		
	kW	Ds	Dd	A	B	C	E	F	G	H	I	Wt (KG)	Frame	MR	MA	Hm	Wt (KG)	BJ	BC	BN	BM	BM1	BL	BW	BY	n-fd	Wt (KG)	T	L	Wt (KG)
350X250CBH	55	350	250	365	555	665	675	500	395	270	395	1180	280M	539.5	487.5	413	535	420	850	300	1210	-	1810	840	780	4-φ26	432	4	1951	2147
	75												315S	589	554	482	680			310	1250	-	1870				447		2067	2307
	90												315M	614.5	708.5		835			330	1320	-	1980				479		2247	2494
	110												315L				975					-					481			2636
	132																1030					-								2691
	160												355M	704	816	646	1630		890	210	1720	860	2140		770	6-φ28	628	5	2445	3438
	185																1760													3568
	200																													
350X250CBJ	90	350	250	394.5	620.5	645	635	615	420	335	405	1240	315M	614.5	708.5	482	835	370	830	330	1330	-	1990	740	680	4-φ26	450	5	2343	2525
	110												315L				975					-								2665
	132																1030					-								2720
	160												355M	704	816	646	1630		870	215	1720	860	2150	830	760	6-φ28	630		2540	3500
	185																1760													3630
	200																													
	220												355L				1870													3740
	250																1950													3820
	280												*1																	
	315																													
400X300CBG	75	400	300	440	630	625	660	510	380	310	375	1400	315S	589	554	482	680	420	810	320	1300	-	1940	740	680	4-φ26	439	4	2217	2519
	90												315M	614.5	708.5		835			205	1640	820	2050			6-φ26	457		2397	2692
	110												315L				975													2832
	132																1030													2887
	160												355M	704	816	646	1630	425		390	1555	777.5	2335	810	740		530	5	2595	3560
	185																1760													3690
	200																													
400X300CBH	90	400	300	450	685	715	755	515	445	320	445	1670	315M	614.5	708.5	482	835	420	940	205	1700	850	2110	840	770	6-φ28	657	5	2463	3162
	110												315L				975													3302
	132																1030													3357
	160												355M	704	816	646	1630			225	1820	910	2270				691		2660	3991
	185																1760													4121
	200																													
	220												355L				1870													4231
	250																1950													4311
	280												*1																	
	315																													
	355																													
400X300CBJX	160	400	300	559	756	725	710	690	470	380	455	1940	355M	704	816	646	1630	420	950	230	1880	940	2340	840	770	6-φ28	702	5	2840	4272
	185																1760													4402
	200																													
	220												355L				1870													4512
	250																1950													4592
	280												*1																	
	315																													
	355																													
	400																													
	450																													
	500																													
	630																													
400X300CBJY	200	400	300	432	658	815	800	630	515	420	510	1260	355M	704	816	646	1760	450	1045	225	1820	910	2270	940	870	6-φ28	804	5	2615	3824
	220												355L				1870													3934
	250																1950													4014
	280												*1																	
	315																													
	355																													
	400																													
	450																													
	500																													
	630																													
	800																													
	1000																													
400X400CBF	55	400	400	470	645	725	690	505	410	380	405	1550	280M	539.5	487.5	413	535	450	915	320	1290	-	1930	840	780	4-φ26	486	4	2146	2571
	75												315S	589	554	482	680			330	1330	-	1990				504		2262	2734
	90												315M	614.5	708.5	482	835	455		360	1425	712.5	2145	850		6-φ26	551		2442	2936
	110												315L			482	975										552			3077
	132															482	1030													3132

*1: The motor without size is high voltage motor,please contact us.

EBARA reserves the right to make changes without prior notice.

DIMENSIONS - Dimension of Pump with Motor

■6P

units:mm

Model	Motor	Size		Pump									Motor					Common Base										Total		
	kW	Ds	Dd	A	B	C	E	F	G	H	I	Wt (KG)	Frame	MR	MA	Hm	Wt (KG)	BJ	BC	BN	BM	BM1	BL	BW	BY	n-fd	Wt (KG)	T	L	Wt (KG)
450X300CBH	185	450	300	475.5	679.5	800	800	580	490	380	500	1400	355M	704	816	646	1760	450	1030	225	1840	920	2290	900	830	6-φ28	787	5	2680	3947
450X300CBH	200																													
450X300CBH	220												355L				1870													4057
450X300CBH	250																1950													4137
450X300CBH	280												*1																	
450X300CBH	315																													
450X300CBH	355																													
450X300CBH	400																													
450X300CBH	450																													
450X300CBH	500																													
450X300CBH	630																													
450X350CBG	110	450	350	414	606	705	740	555	420	360	420	1110	315L	614.5	708.5	482	975	450	895	200	1660	830	2060	840	780	6-φ26	534	4	2347	2619
450X350CBG	132																1030													2674
450X350CBG	160												355M	704	816	646	1630		935	220	1780	890	2220		770	6-φ28	688	5	2545	3428
450X350CBG	185																1760													3558
450X350CBG	200																													
450X350CBG	220												355L				1870													3668
450X350CBG	250																1950													3748
450X350CBG	280												*1																	
450X350CBG	315																													
450X350CBG	355																													
450X400CBF	90	450	400	454	620	780	750	565	450	415	445	1340	315M	614.5	708.5	482	835	480	1010	210	1680	840	2100	940	870	6-φ28	720	4	2401	2895
450X400CBF	110												315L				975										722			3037
450X400CBF	132																1030													3092
450X400CBF	160												355M	704	816	646	1630			220	1820	910	2260				762	5	2599	3732
450X400CBF	185																1760													3862
450X400CBF	200																													
450X400CBF	220												355L				1870													3972
450X400CBF	250																1950													4052
500X350CBG	200	500	350	475.5	679.5	775	830	600	465	395	470	1460	355M	704	816	646	1760	480	1005	230	1860	930	2320	940	870	6-φ28	790	5	2680	4010
500X350CBG	220												355L				1870													4120
500X350CBG	250																1950													4200
500X350CBG	280												*1																	
500X350CBG	315																													
500X350CBG	355																													
500X350CBG	400																													
500X350CBG	450																													
500X350CBG	500																													
500X350CBG	630																													
500X350CBG	800																													

*1: The motor without size is high voltage motor,please contact us.

EBARA reserves the right to make changes without prior notice.

CONSTRUCTION - Sectional View of Pump

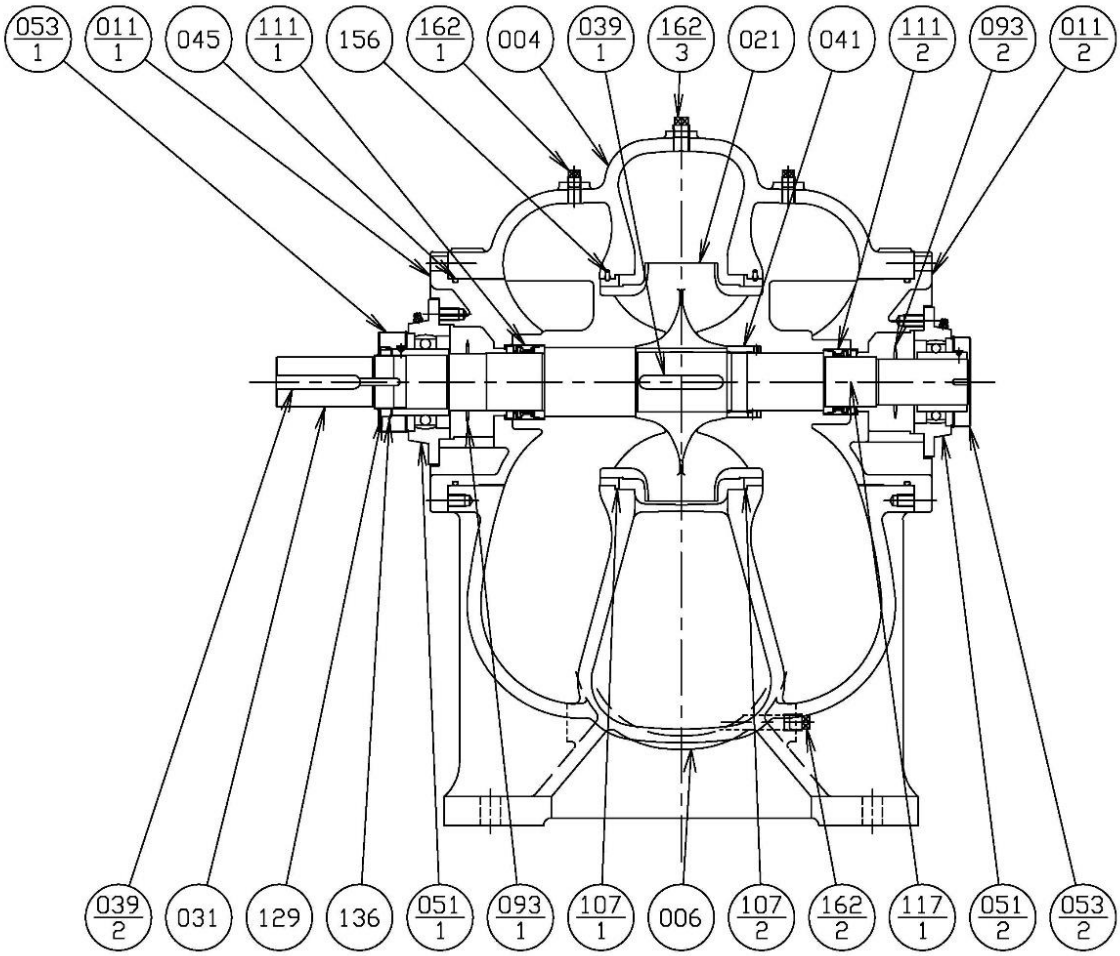

Mechanical Seal Type

No	Part Name	GB Material	JIS Material	Qty
053-2	Bearing Cover	HT250	FC250	1
053-1	Bearing Cover	HT250	FC250	1
051-2	Bearing Unit	HT200	FC200	1
051-1	Bearing Unit	HT200	FC200	1
045	O-ring	NBR	NBR	2
041	Impeller Nut	ZCuSn5Pb5Zn5	CAC406	1
039-2	Coupling Key	50	S50C	1
039-1	Impeller Key	20Cr13	SUS420J1	1
031	Shaft	20Cr13	SUS420J1	1
021	Impeller	ZCuSn5Pb5Zn5 (or ZG0Cr18Ni9)*2	CAC406 (or SCS13)*2	1
011-2	Side Cover	HT250 (or QT450-10)*1	FC250 (or FCD450)*1	1
011-1	Side Cover	HT250 (or QT450-10)*1	FC250 (or FCD450)*1	1
006	Casing Lower Half	HT250 (or QT450-10)*1	FC250 (or FCD450)*1	1
004	Casing Upper Half	T250 (or QT450-10) *1	FC250 (or FCD450)*1	1

No	Part Name	GB Material	JIS Material	Qty
162-3	Plug1"	Q235-A	SS	1
162-2	Plug1/2"	Q235-A	SS	1
162-1	Plug3/8"	Q235-A	SS	2
156	Lock Pin	06Cr19Ni10	SUS304	2
136	Bearing Washer	Q235-A	SS	1
129	Bearing Nut	Q235-A	SS	1
117-1	Gasket (Casing)	-	Fiber Materials	1
111-2	Mechanical Seal	-	-	1
111-1	Mechanical Seal	-	-	1
107-2	Casing Wear Ring	ZCuSn5Pb5Zn5	CAC406	1
107-1	Casing Wear Ring	ZCuSn5Pb5Zn5	CAC406	1
093-2	Deflector (CCP Side)	NBR	NBR	1
093-1	Deflector (CP Side)	NBR	NBR	1

*1: The material is changed to ductile cast iron for model 300X200CBJY, 350X250CBJ, 400X300CBH, 400X300CBJX , 400X300CBJY, 400X400CBF, 450X300CBH, 450X350CBG, 450X400CBF, 500X350CBG.

*2: The material is changed to cast stainless steel for model 400X300CBJX, 400X300CBJY, 450X300CBH, 450X350CBG, 450X400CBF, 500X350CBG.

EBARA reserves the right to make changes without prior notice.

CONSTRUCTION - Sectional View of Mechanical Seal

Standard shaft seal (16 bar) : Type 2100 / Diameter of axle < 100mm

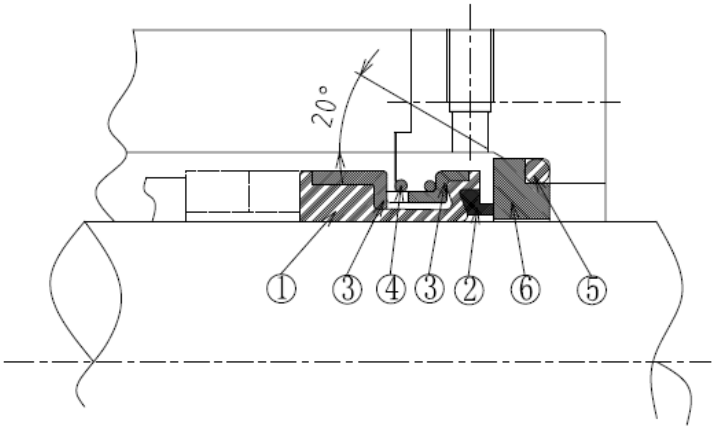

Part No.	Part Name	Material	Qty/unit
1	Bellows	NBR	1
2	Primary Ring	Carbon	1
3	Drive Band	316 Stainless Steel	1
4	Spring	316 Stainless Steel	1
5	O-ring	NBR	1
6	Mating Ring	Ceramic	1

Standard shaft seal (16 bar) : Type 8-1 / Diameter of axle > 100mm

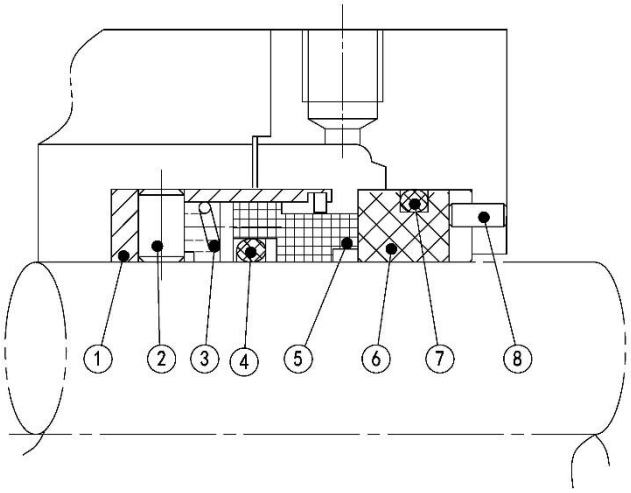

Part No.	Part Name	Material	Qty/unit
1	Retainer	316 Stainless Steel	1
2	Holding screw	316 Stainless Steel	1
3	Spring	316 Stainless Steel	1
4	O-ring	FPM	1
5	Primary Ring	Carbon	1
6	Mating Ring	Silicon carbite	1
7	O-ring	FPM	1
8	Pin	304 Stainless Steel	1

EBARA reserves the right to make changes without prior notice.

SLECTION CHART m³/min・m - 4P

60Hz - 4P

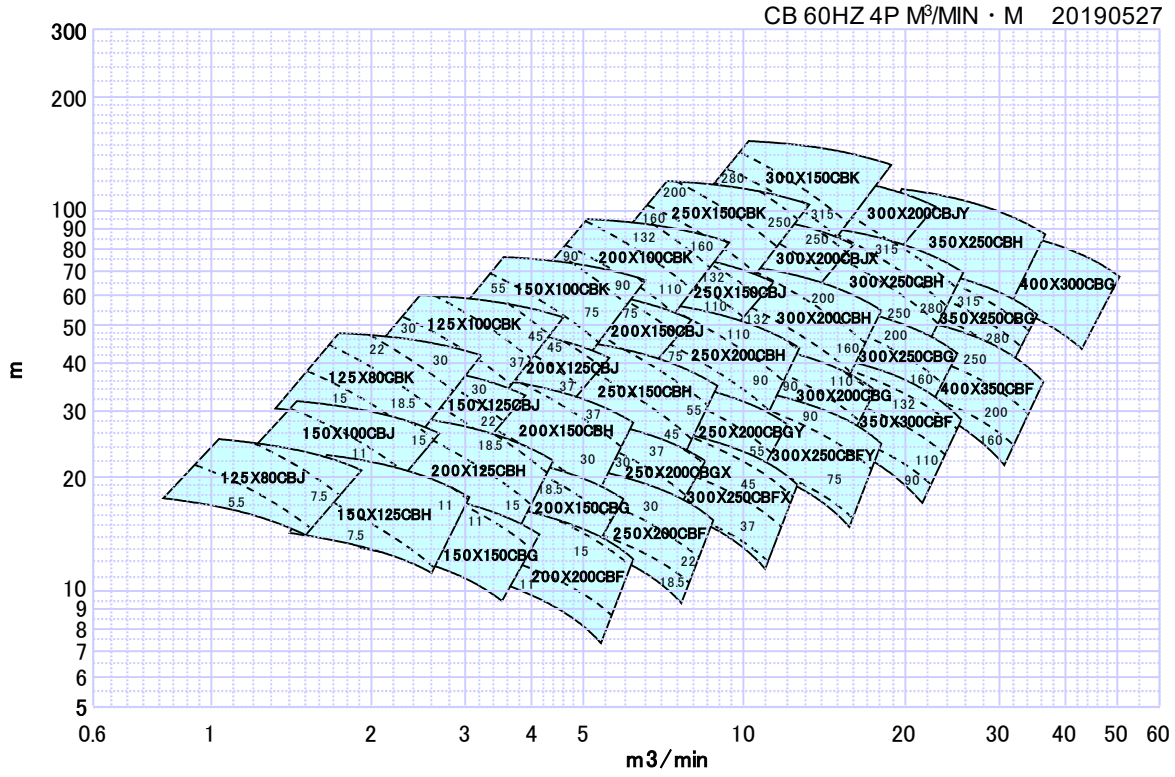

Note1 : The value inside the broken lines are motor output(kW) in case of density 1.0kg/L and viscosity 1.0mPa・s.

Note2 : The indicated motor output(kW) value includes the following safety margins ;

Up to 7.5kW : 15%

11kW and above : 10%

SLECTION CHART USGPM・FT - 4P

60Hz - 4P

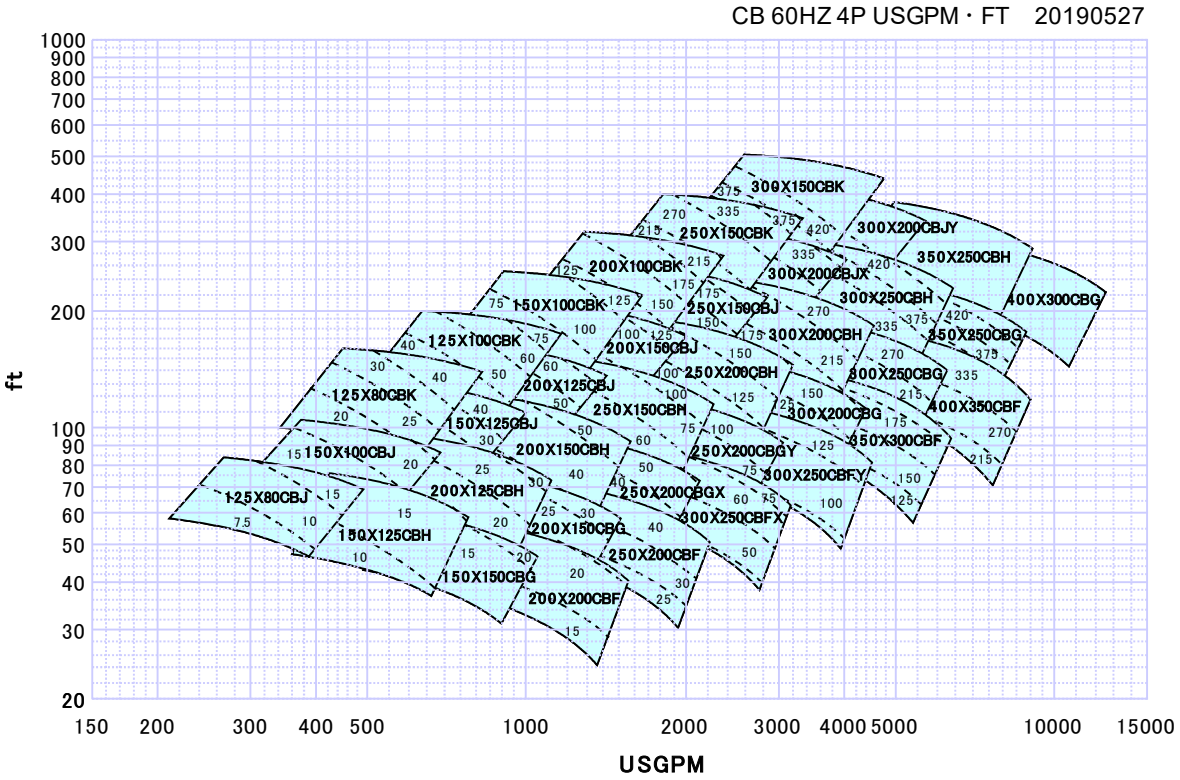

Note1 : The value inside the broken lines are motor output(kW) in case of density 1.0kg/L and viscosity 1.0mPa・s.

Note2 : The indicated motor output(kW) value includes the following safety margins ;

Up to 7.5kW : 15%

11kW and above : 10%

SLECTION CHART m³/min・m - 6P

60Hz - 6P

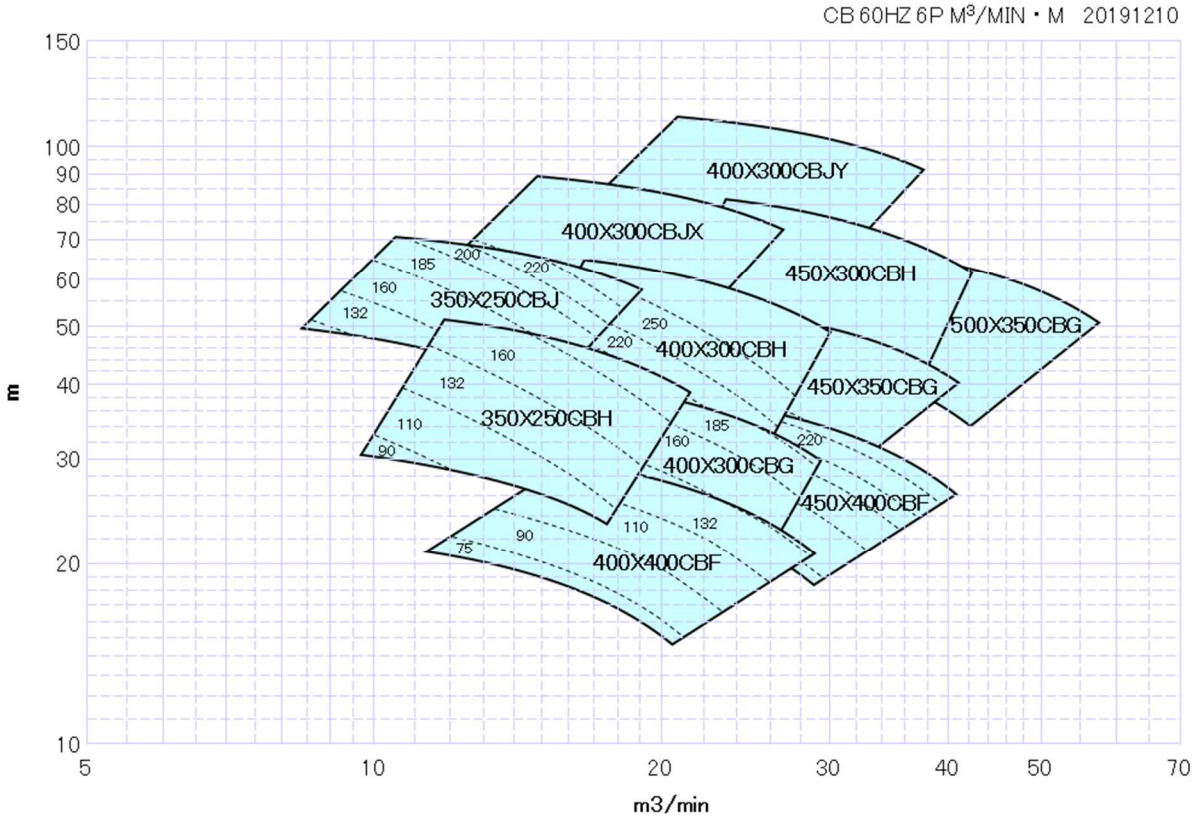

Note1 : The value inside the broken lines are motor output(kW) in case of density 1.0kg/L and viscosity 1.0mPa・s.

Note2 : The indicated motor output(kW) value includes the following safety margins ;

Up to 7.5kW : 15%

11kW and above : 10%

SLECTION CHART USGPM・FT - 6P

60Hz - 6P

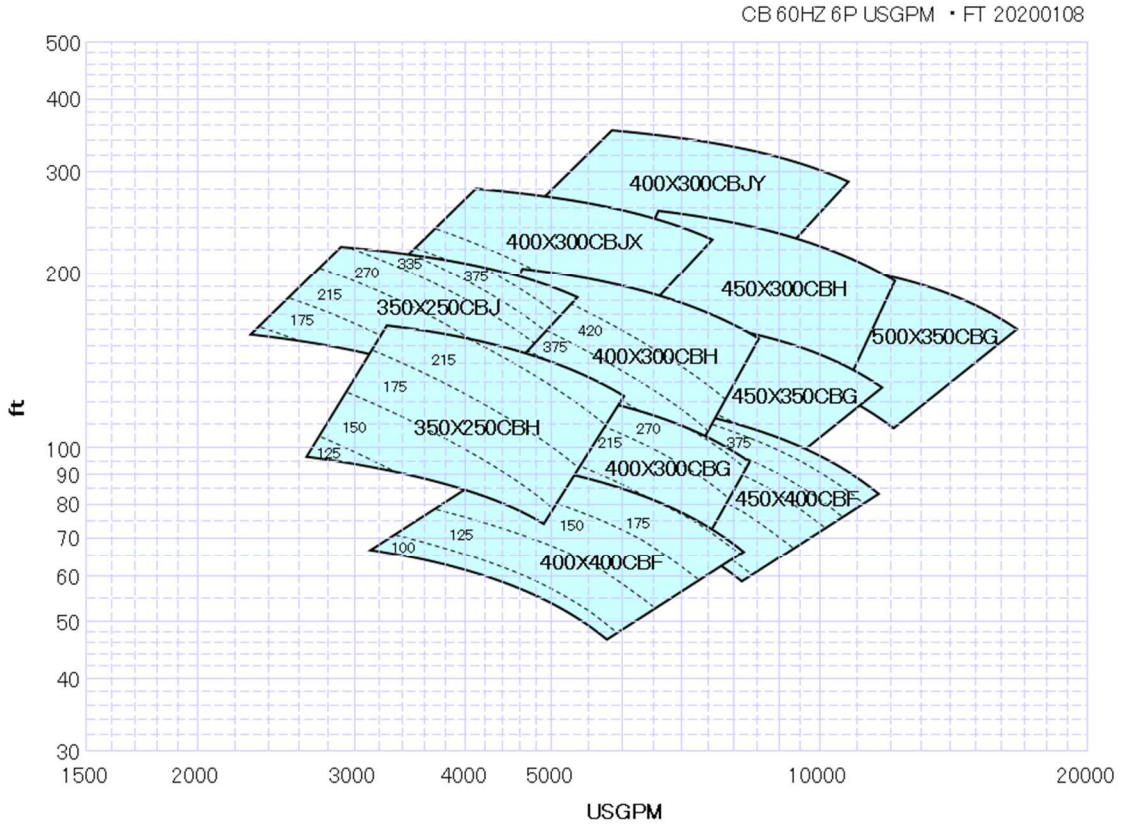

Note1 : The value inside the broken lines are motor output(kW) in case of density 1.0kg/L and viscosity 1.0mPa・s.

Note2 : The indicated motor output(kW) value includes the following safety margins ;

Up to 7.5kW : 15%

11kW and above : 10%

Ebara Horizontal Split Casing Pump

Model CB

Performance Curve

4 Poles

125X80CBJ	According to ISO testing code 9906 Grade 2B Class 2
60 Hz (Speed 1745 min^{-1})	DENSITY= 1.0 kg/ℓ, VISCOSITY= 1.0 mPa·s

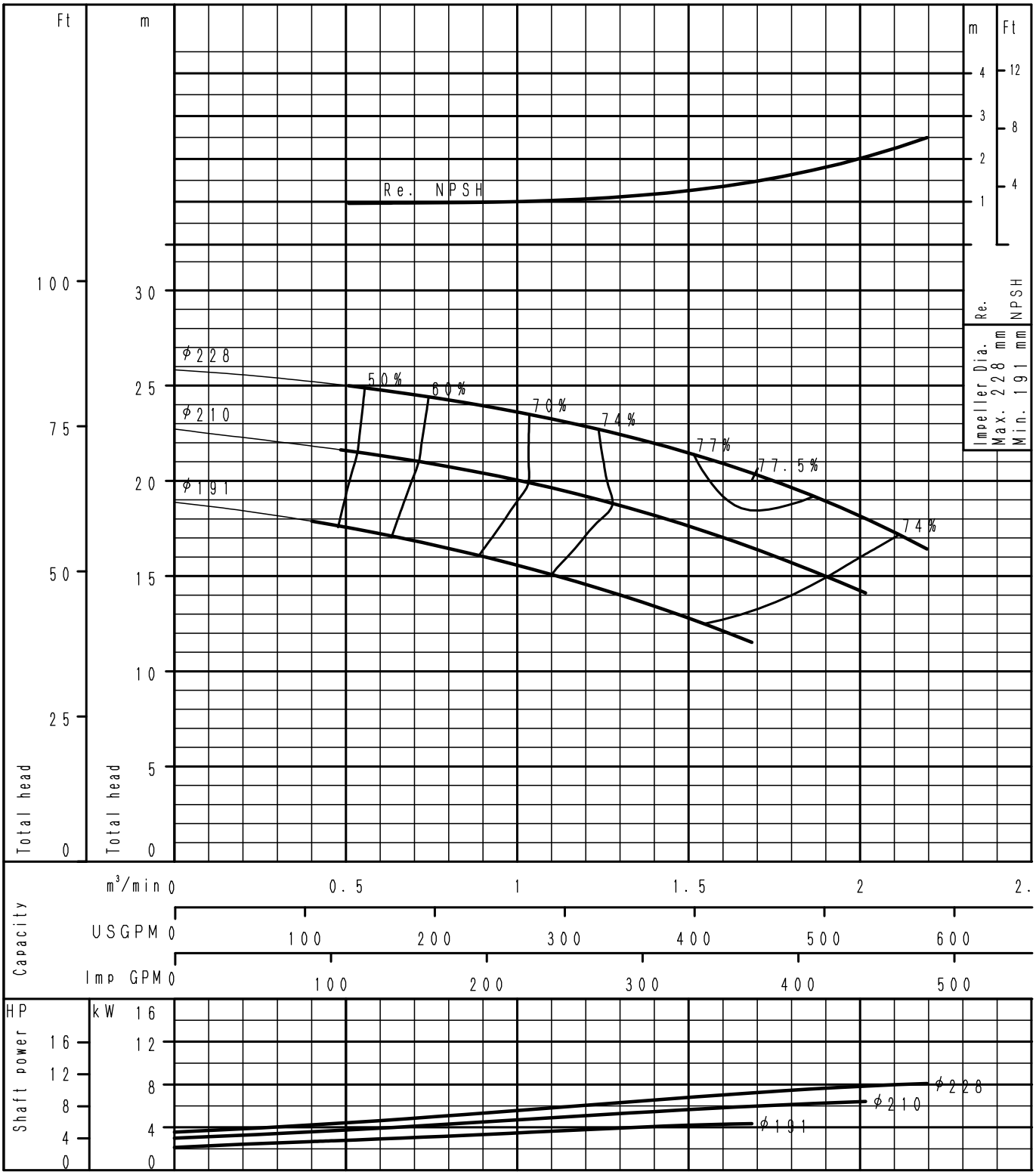

S8-1831137-01

EBARA

Ebara Horizontal Split Casing Pump

Model CB

Performance Curve

4 Poles

125X80CBK	According to ISO testing code 9906 Grade 2B Class 2
60 Hz (Speed 1765 min^{-1})	DENSITY= 1.0 kg/ℓ, VISCOSITY= 1.0 mPa·s

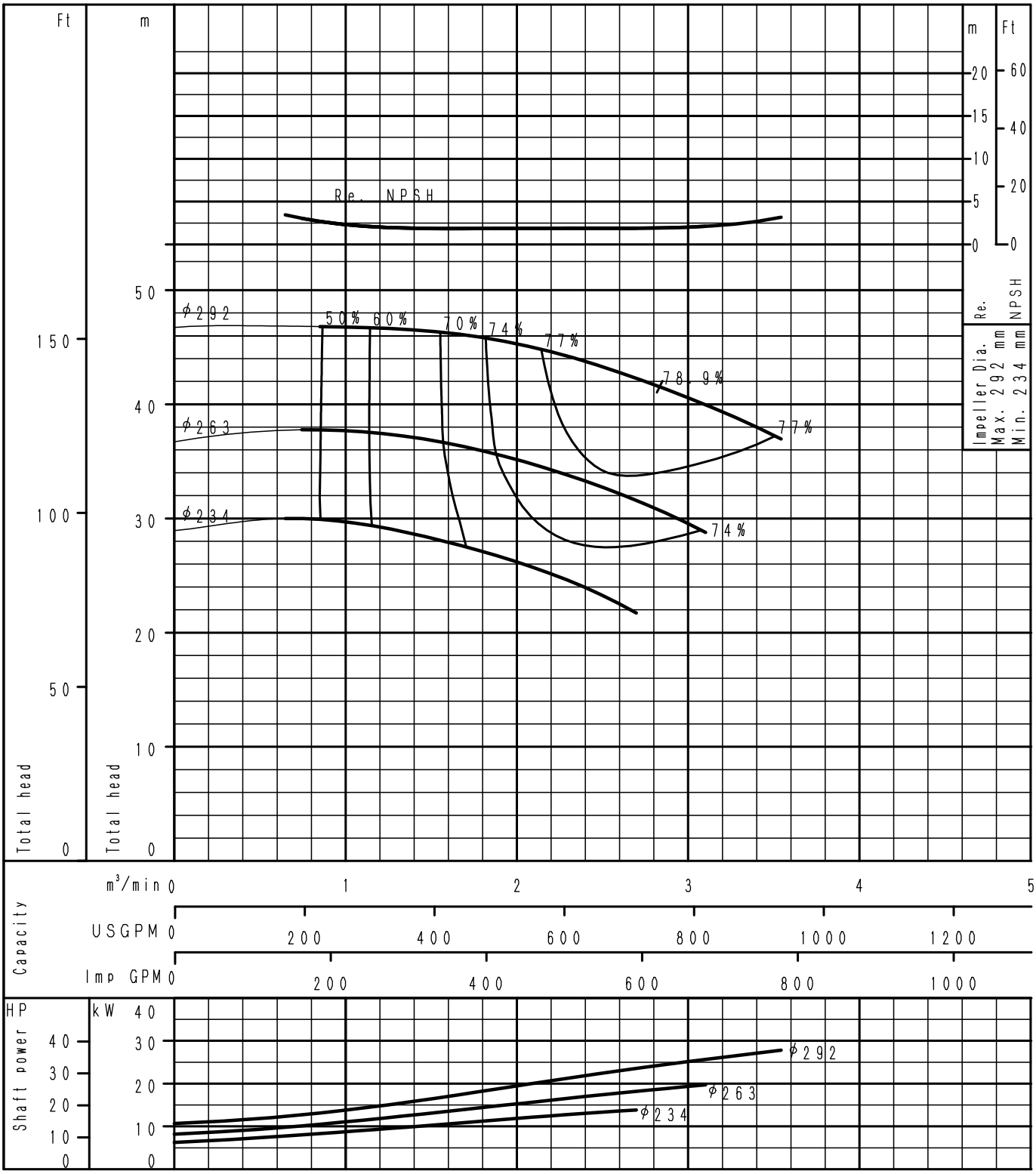

S8-1831147-00

EBARA

Ebara Horizontal Split Casing Pump

Model CB

Performance Curve

4 Poles

125X100CBK	According to ISO testing code 9906 Grade 2B Class 2
60 Hz (Speed 1765 min^{-1})	DENSITY= 1.0 kg/ℓ, VISCOSITY= 1.0 mPa·s

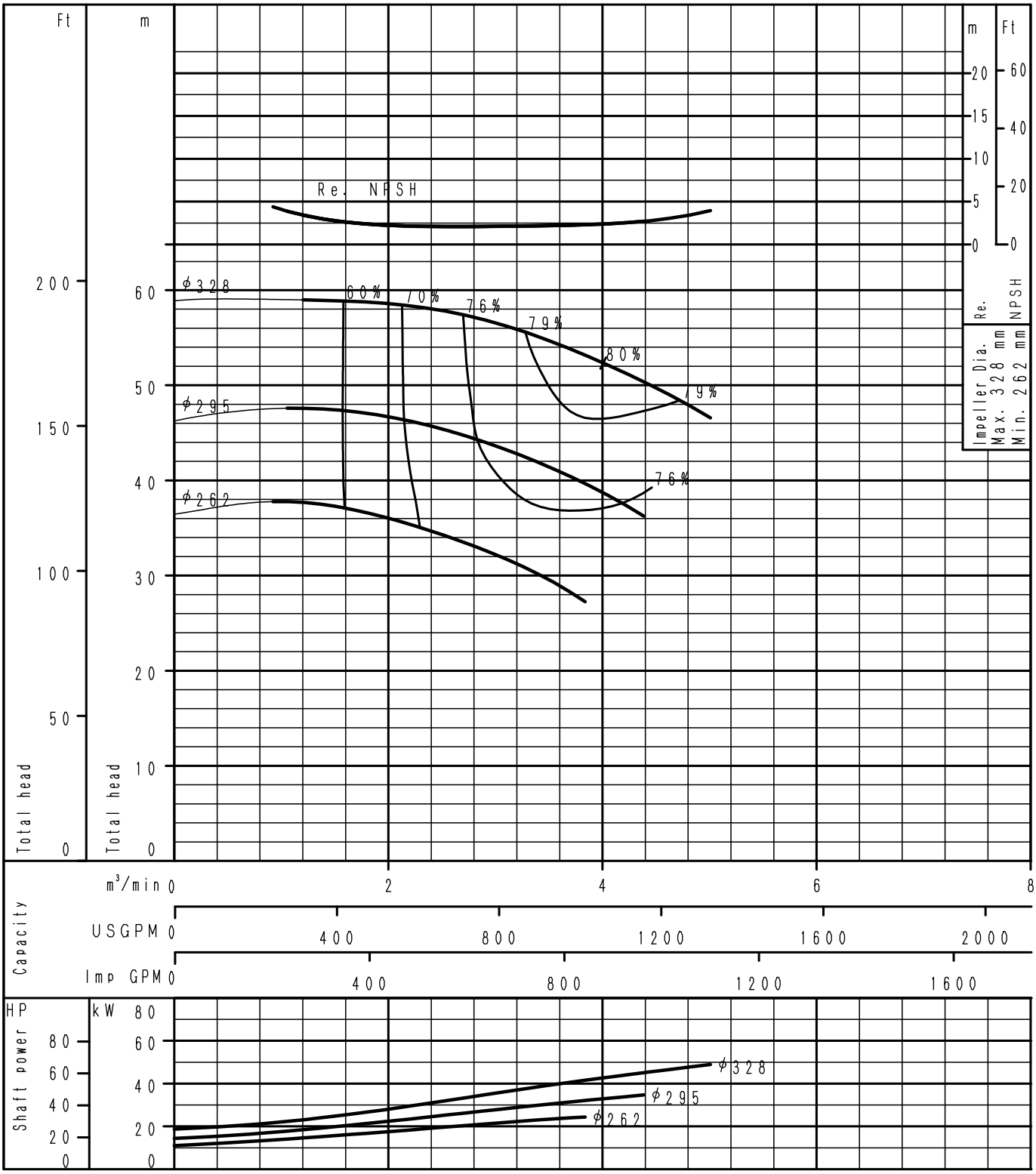

S8-1831148-00

EBARA

Ebara Horizontal Split Casing Pump

Model CB

Performance Curve

4 Poles

150X100CBJ	According to ISO testing code 9906 Grade 2B Class 2
60 Hz (Speed 1765 min^{-1})	DENSITY= 1.0 kg/ℓ, VISCOSITY= 1.0 mPa·s

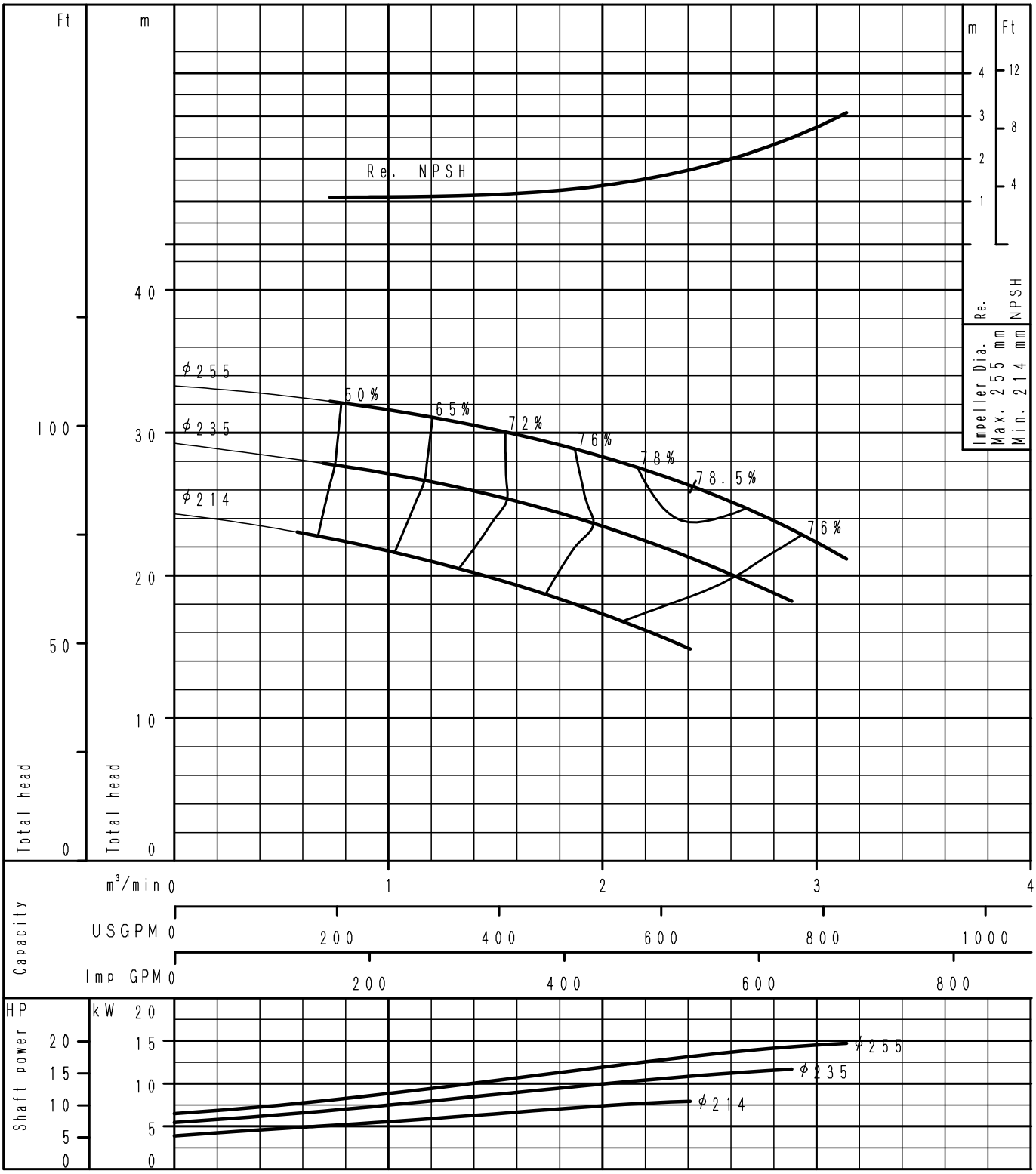

S8-1831138-01

EBARA

Ebara Horizontal Split Casing Pump

Model CB

Performance Curve

4 Poles

150X100CBK	According to ISO testing code 9906 Grade 2B Class 2
60 Hz (Speed 1780 min^{-1})	DENSITY=1.0kg/ℓ, VISCOSITY=1.0mPa·s

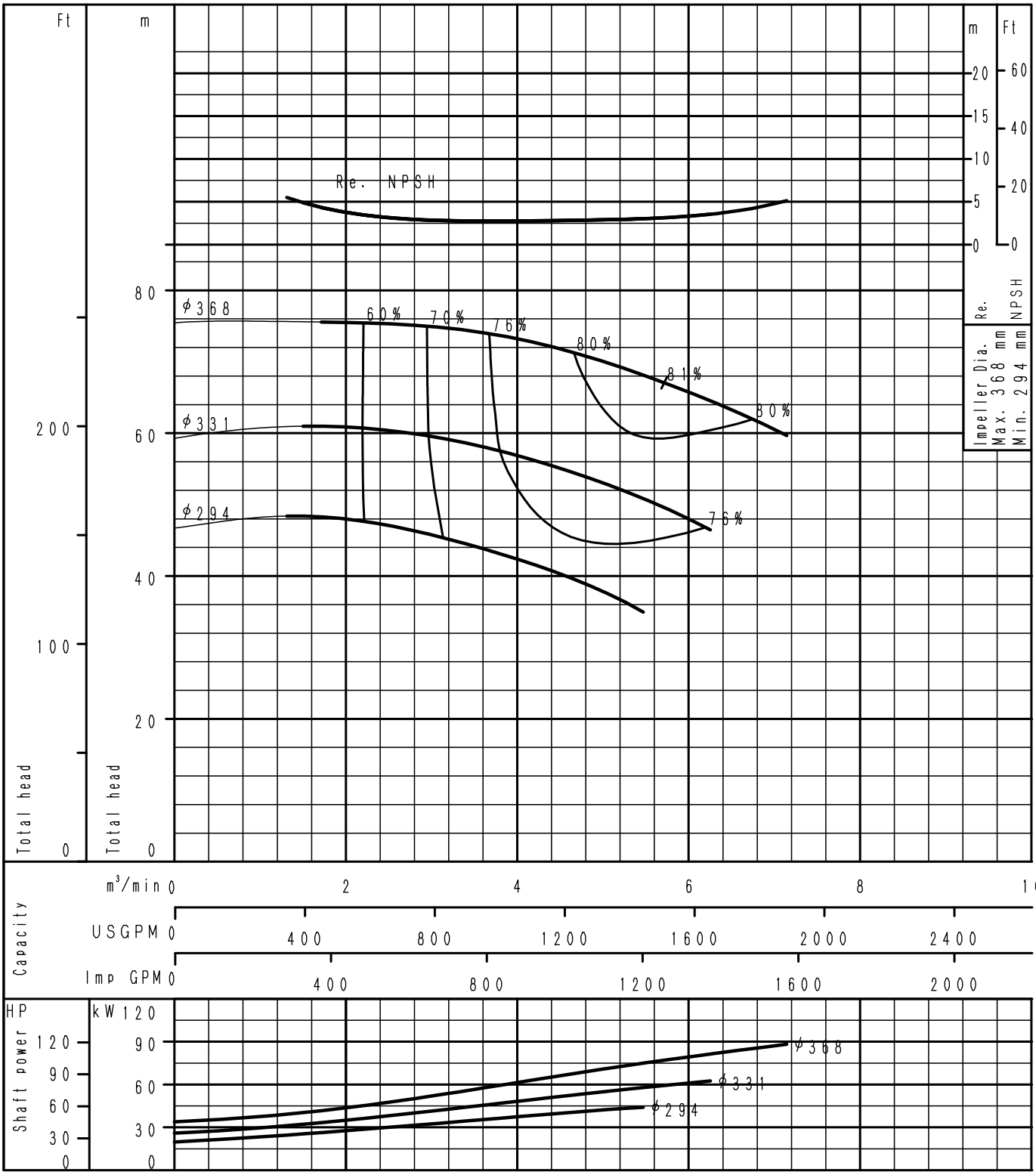

S8-1831149-00

EBARA

Ebara Horizontal Split Casing Pump

Model CB

Performance Curve

4 Poles

150X125CBH	According to ISO testing code 9906 Grade 2B Class 2
60 Hz (Speed 1745 min^{-1})	DENSITY=1.0kg/ℓ, VISCOSITY=1.0mPa·s

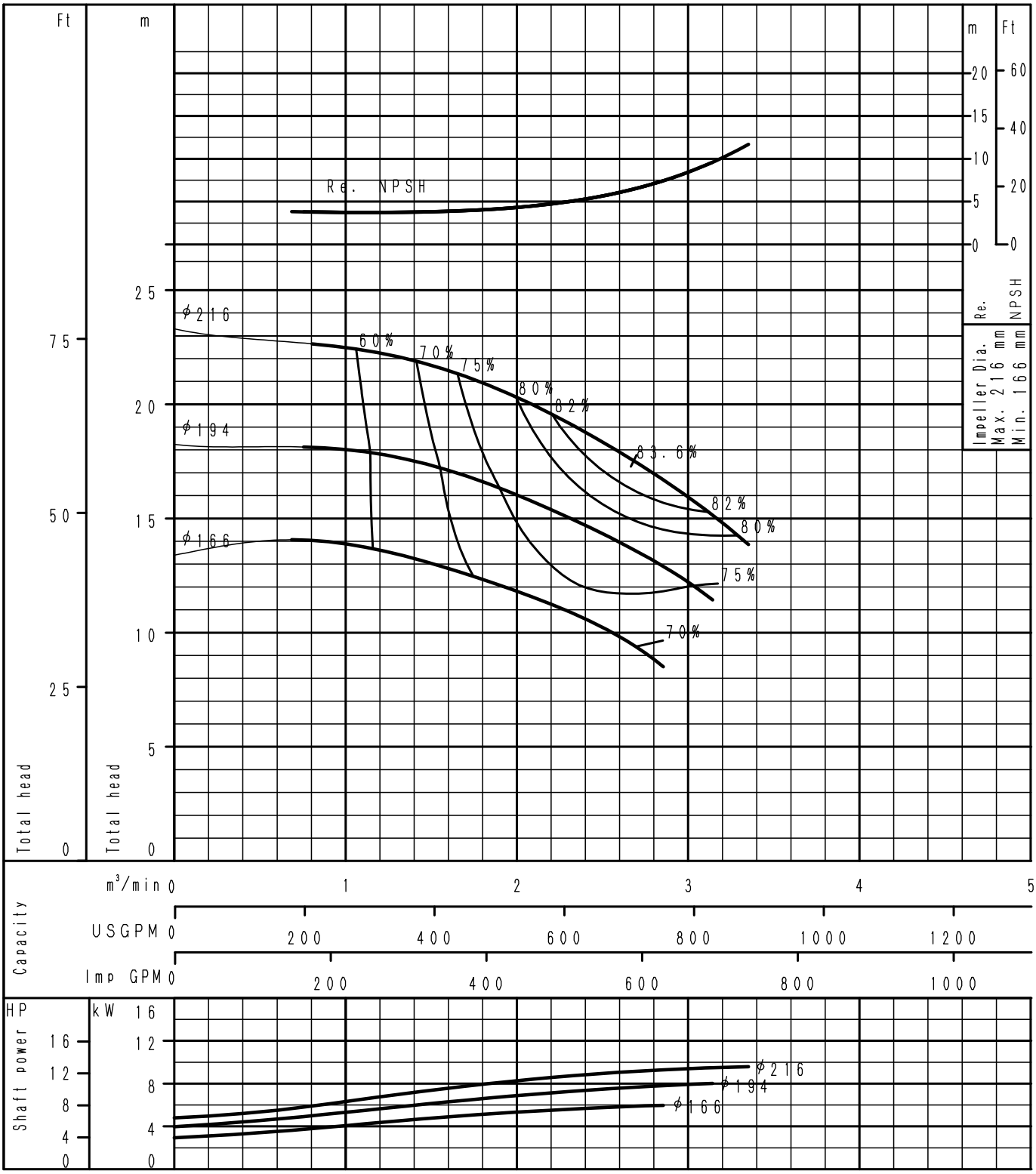

S8-1831128-00

EBARA

Ebara Horizontal Split Casing Pump

Model CB

Performance Curve

4 Poles

150X125CBJ	According to ISO testing code 9906 Grade 2B Class 2
60 Hz (Speed 1765 min^{-1})	DENSITY= 1.0 kg/ℓ, VISCOSITY= 1.0 mPa·s

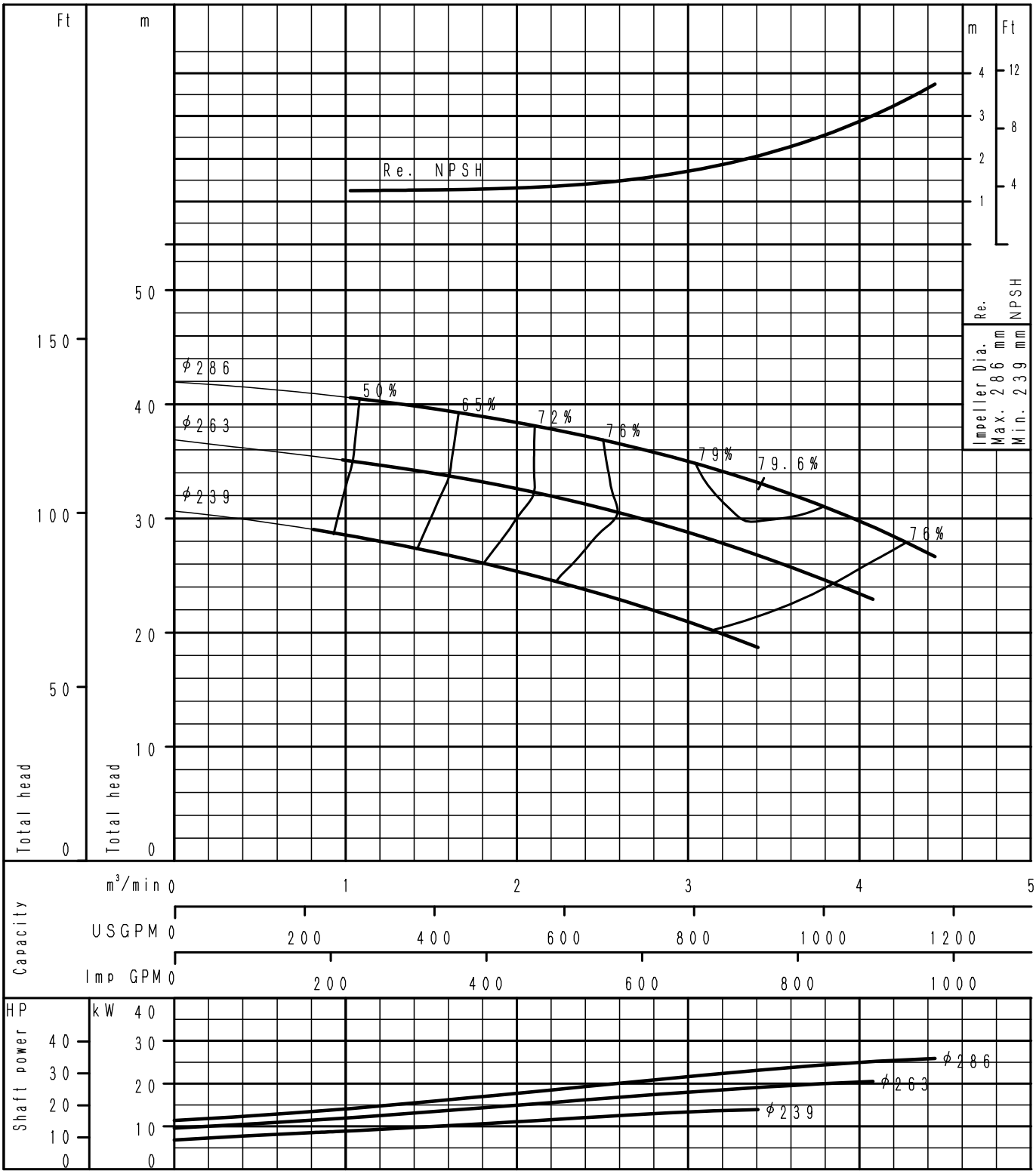

S8-1831139-01

EBARA

Ebara Horizontal Split Casing Pump

Model CB

Performance Curve

4 Poles

150X150CBG	According to ISO testing code 9906 Grade 2B Class 2
60 Hz (Speed 1745 min^{-1})	DENSITY=1.0kg/ℓ, VISCOSITY=1.0mPa·s

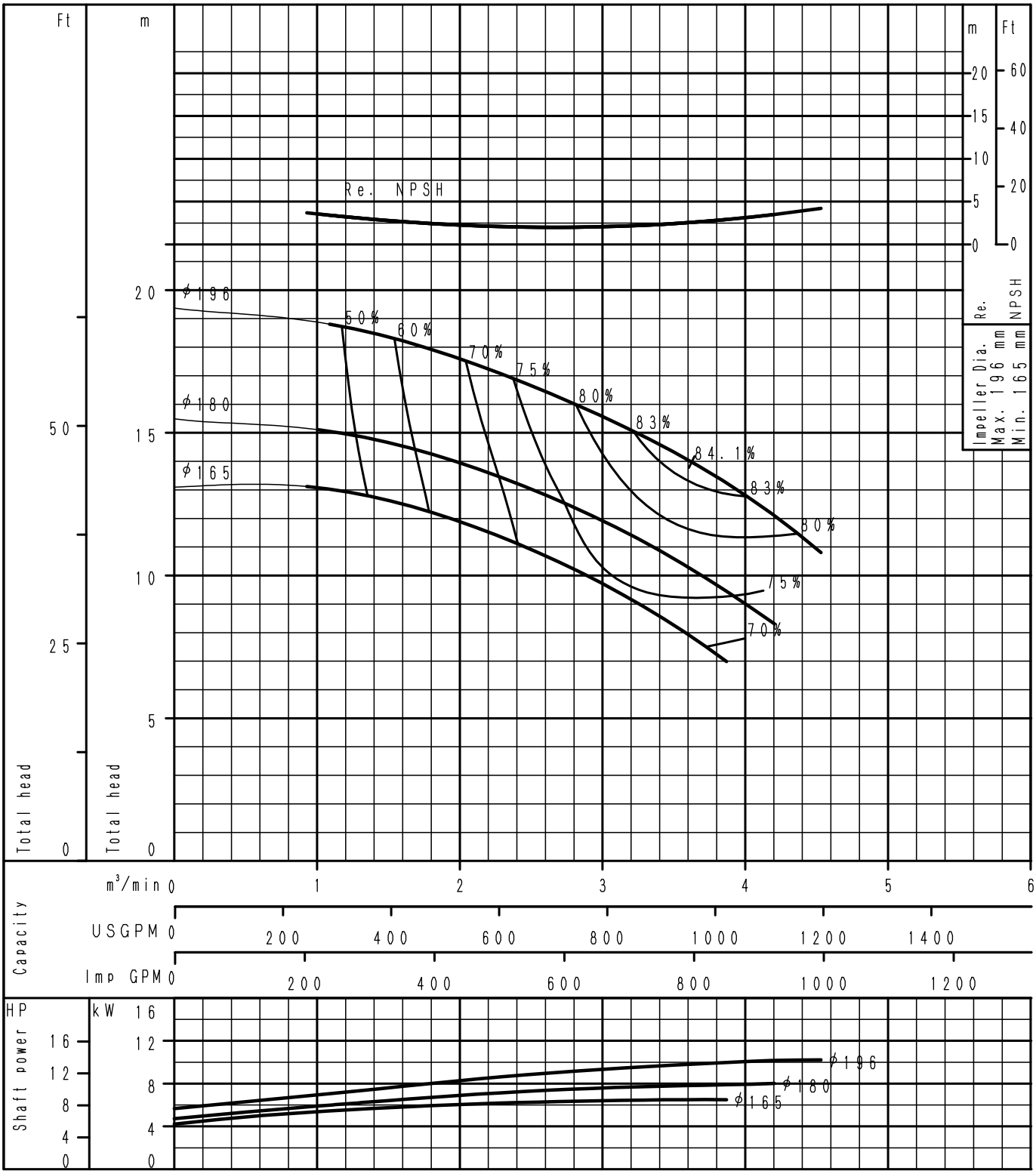

S8-1831120-00

EBARA

Ebara Horizontal Split Casing Pump

Model CB

Performance Curve

4 Poles

200X100CBK	According to ISO testing code 9906 Grade 2B Class 2
60 Hz (Speed 1790 min^{-1})	DENSITY=1.0kg/ℓ, VISCOSITY=1.0mPa·s

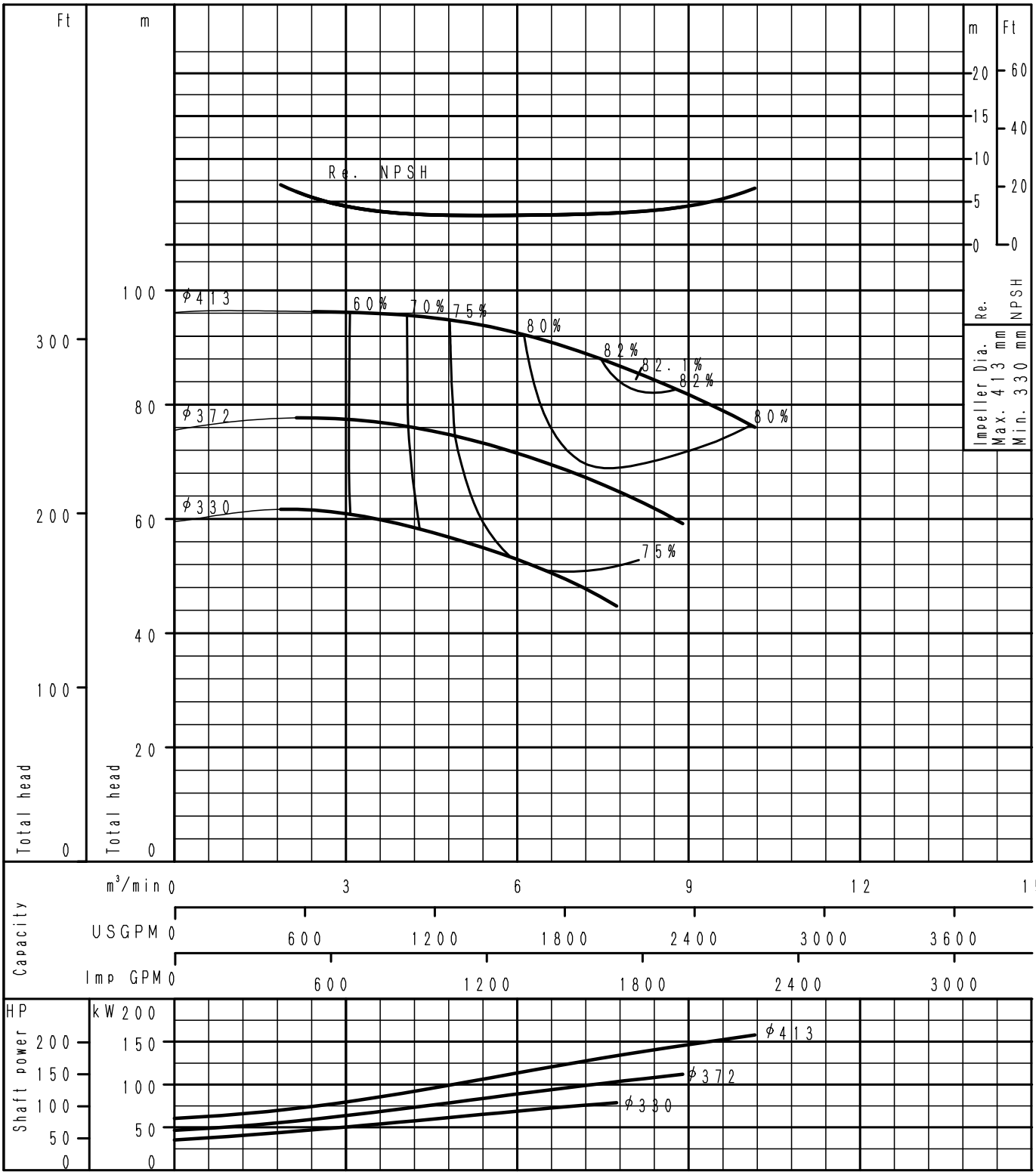

S8-1831150-00

EBARA

Ebara Horizontal Split Casing Pump

Model CB

Performance Curve

4 Poles

200X125CBH	According to ISO testing code 9906 Grade 2B Class 2
60 Hz (Speed 1765 min^{-1})	DENSITY=1.0kg/ℓ, VISCOSITY=1.0mPa·s

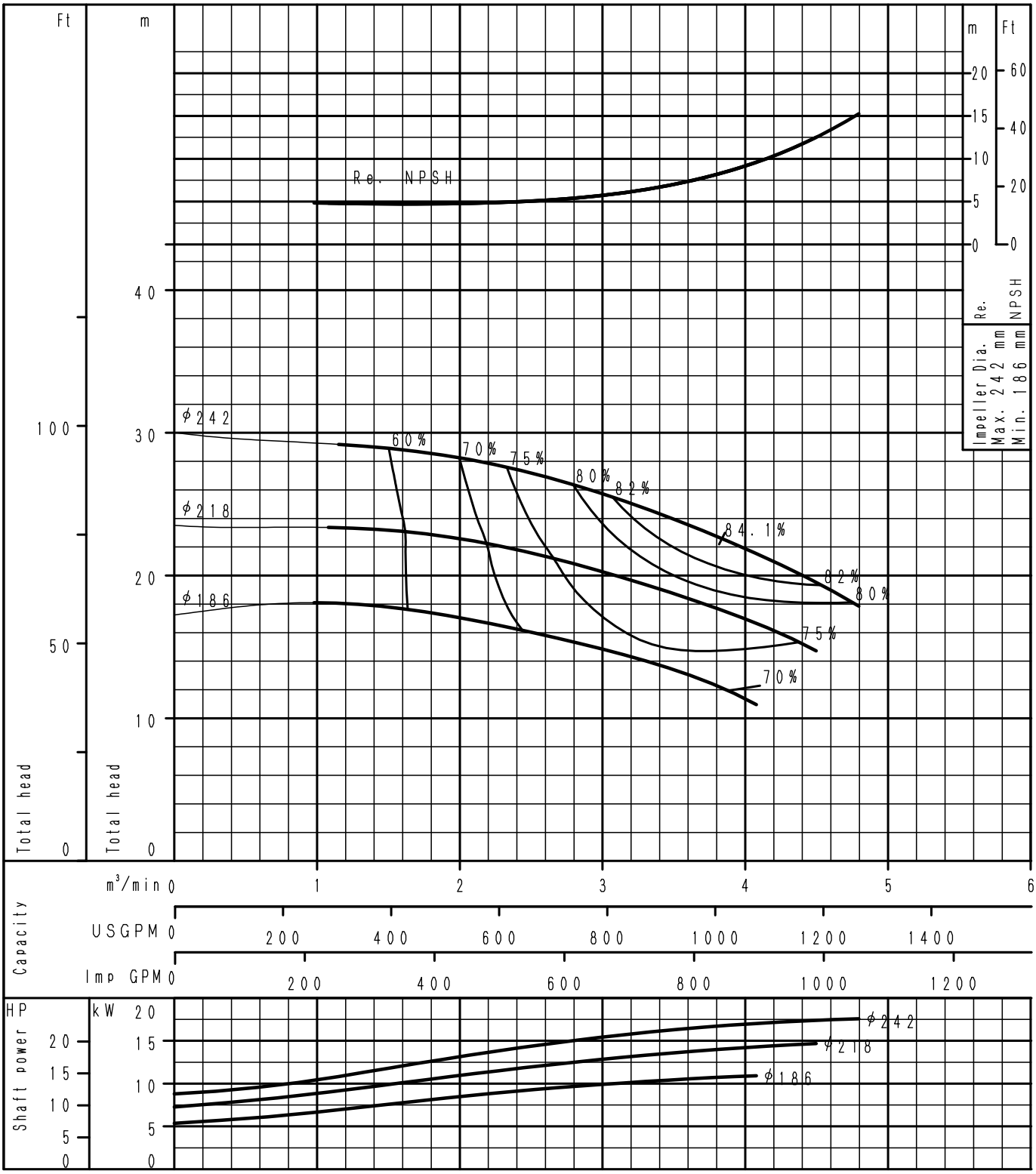

S8-1831129-00

EBARA

Ebara Horizontal Split Casing Pump

Model CB

Performance Curve

4 Poles

200X125CBJ	According to ISO testing code 9906 Grade 2B Class 2
60 Hz (Speed 1780 min^{-1})	DENSITY=1.0kg/ℓ, VISCOSITY=1.0mPa·s

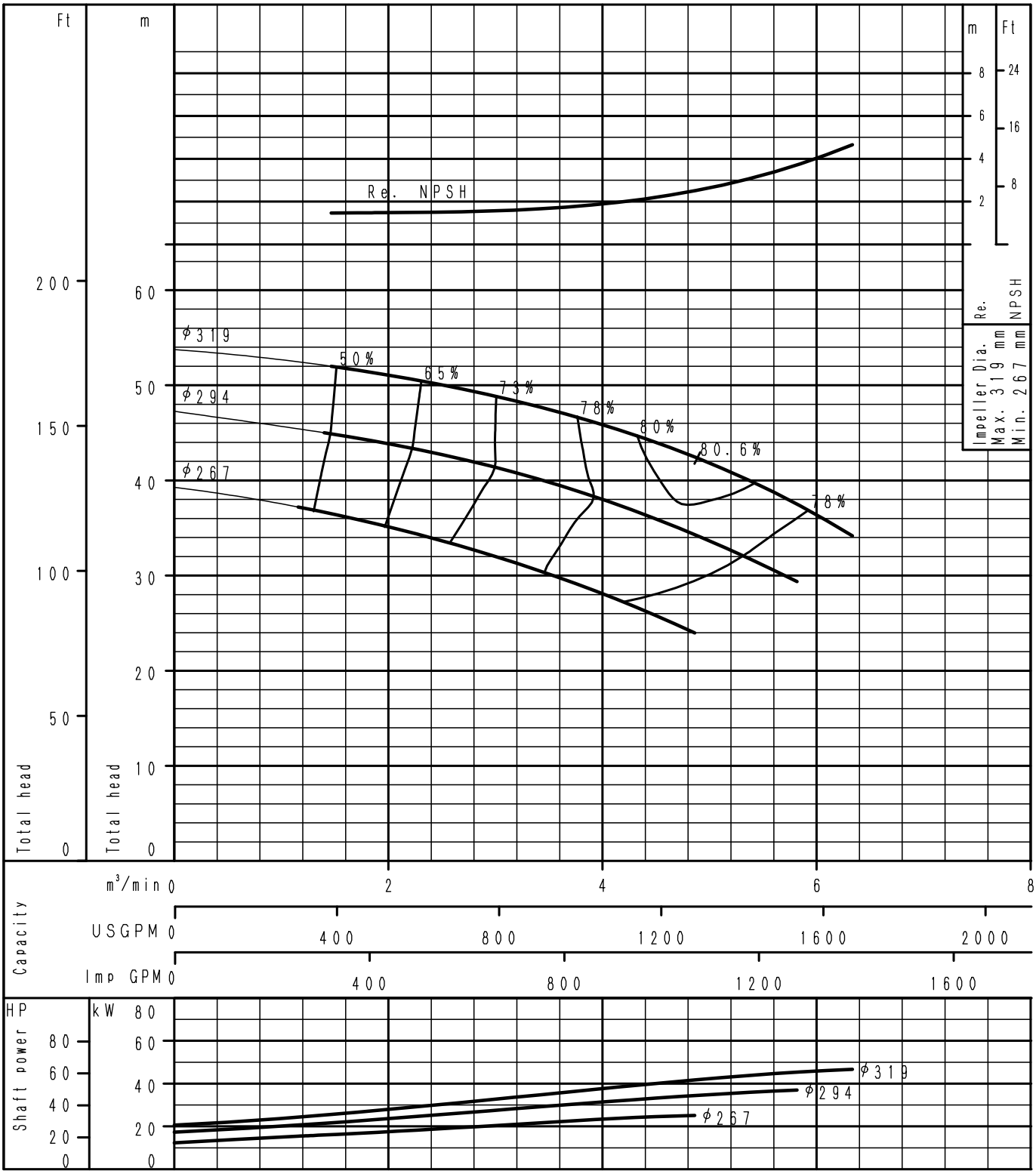

S8-1831140-01

EBARA

Ebara Horizontal Split Casing Pump

Model CB

Performance Curve

4 Poles

200x150CBG	According to ISO testing code 9906 Grade 2B Class 2
60 Hz (Speed 1765 min^{-1})	DENSITY=1.0kg/ℓ, VISCOSITY=1.0mPa·s

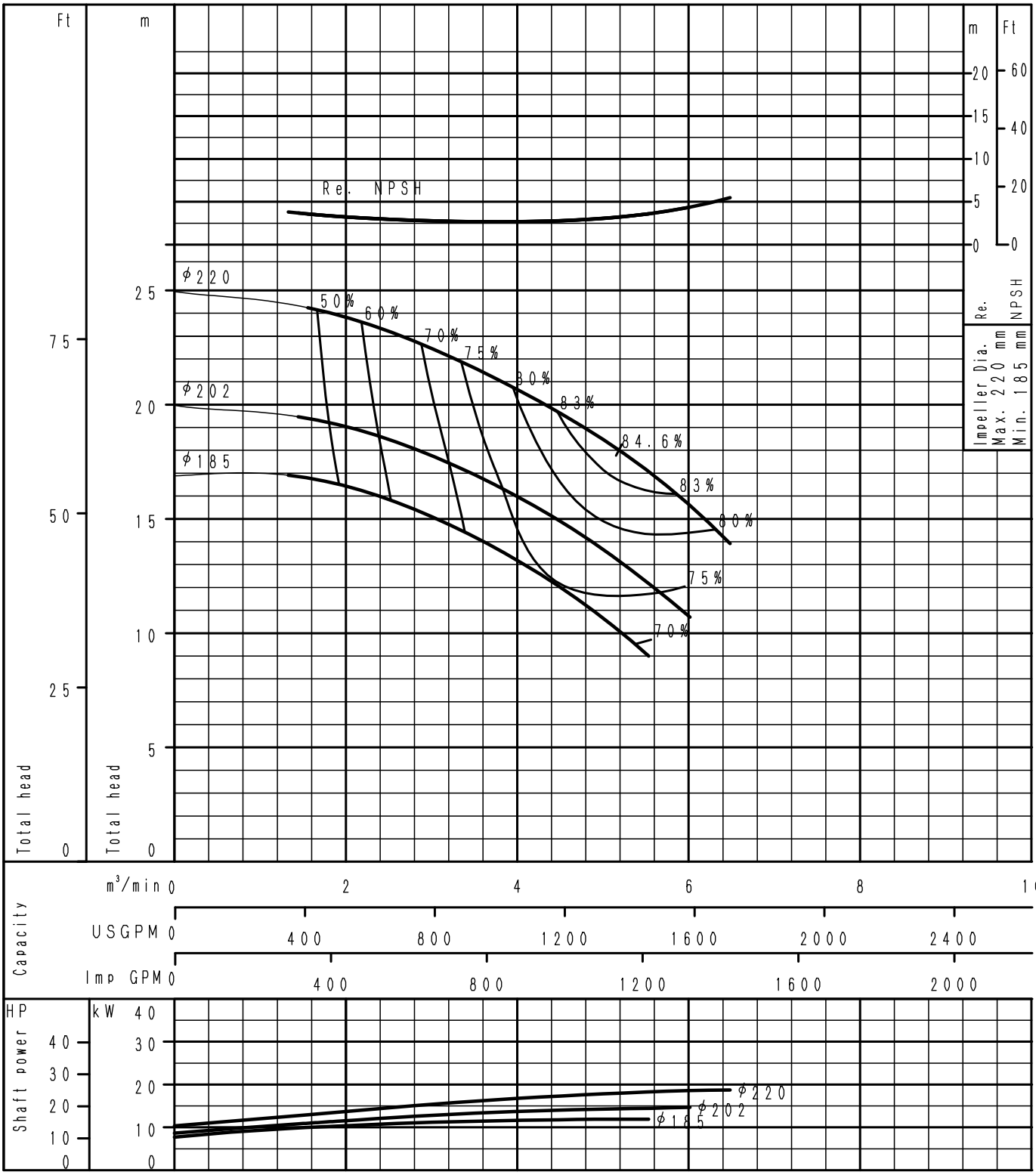

S8-1831121-00

EBARA

Ebara Horizontal Split Casing Pump

Model CB

Performance Curve

4 Poles

200X150CBH	According to ISO testing code 9906 Grade 2B Class 2
60 Hz (Speed 1765 min^{-1})	DENSITY=1.0kg/ℓ, VISCOSITY=1.0mPa·s

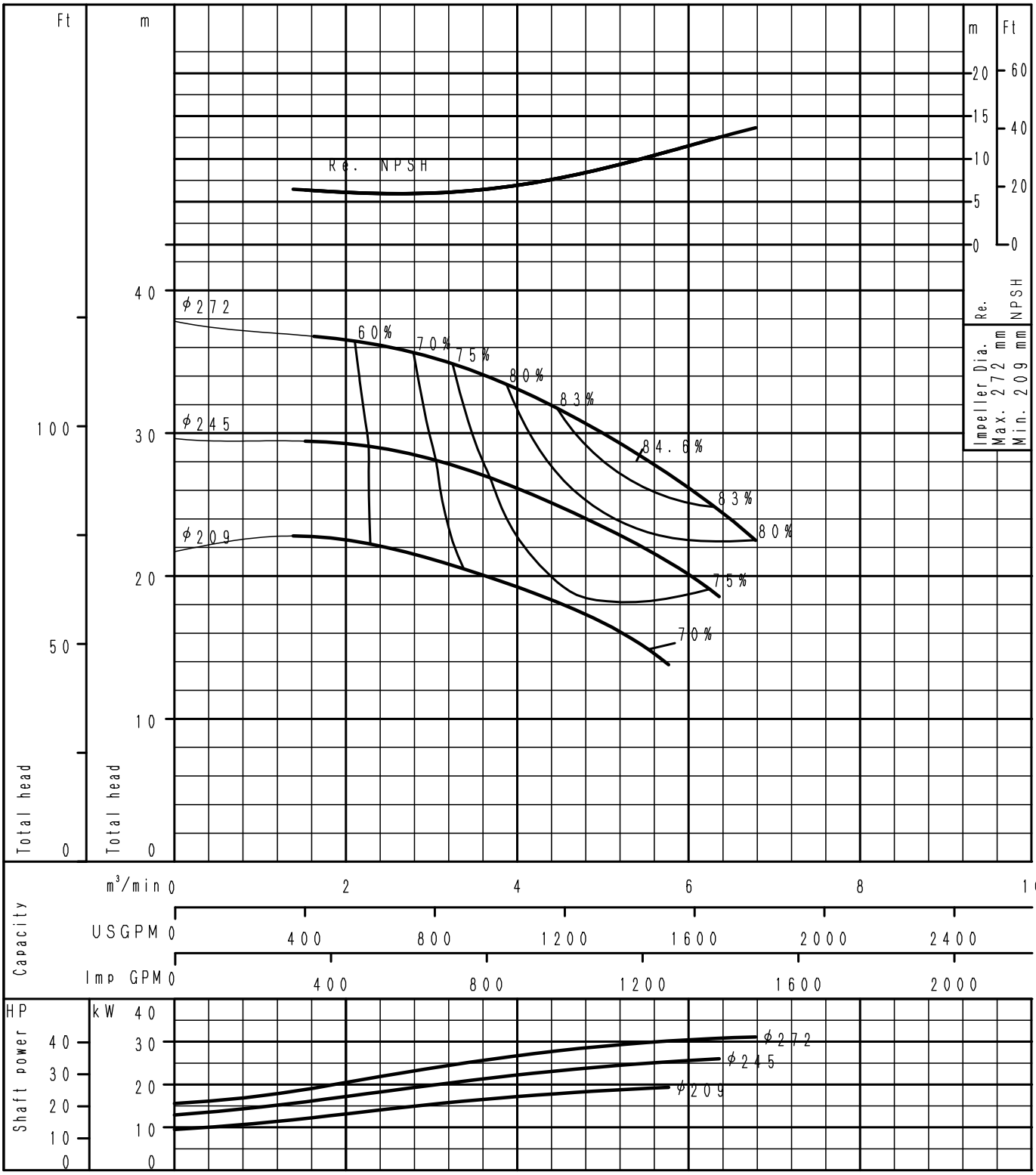

S8-1831130-00

EBARA

Ebara Horizontal Split Casing Pump

Model CB

Performance Curve

4 Poles

200X150CBJ	According to ISO testing code 9906 Grade 2B Class 2
60 Hz (Speed 1780 min^{-1})	DENSITY=1.0kg/ℓ, VISCOSITY=1.0mPa·s

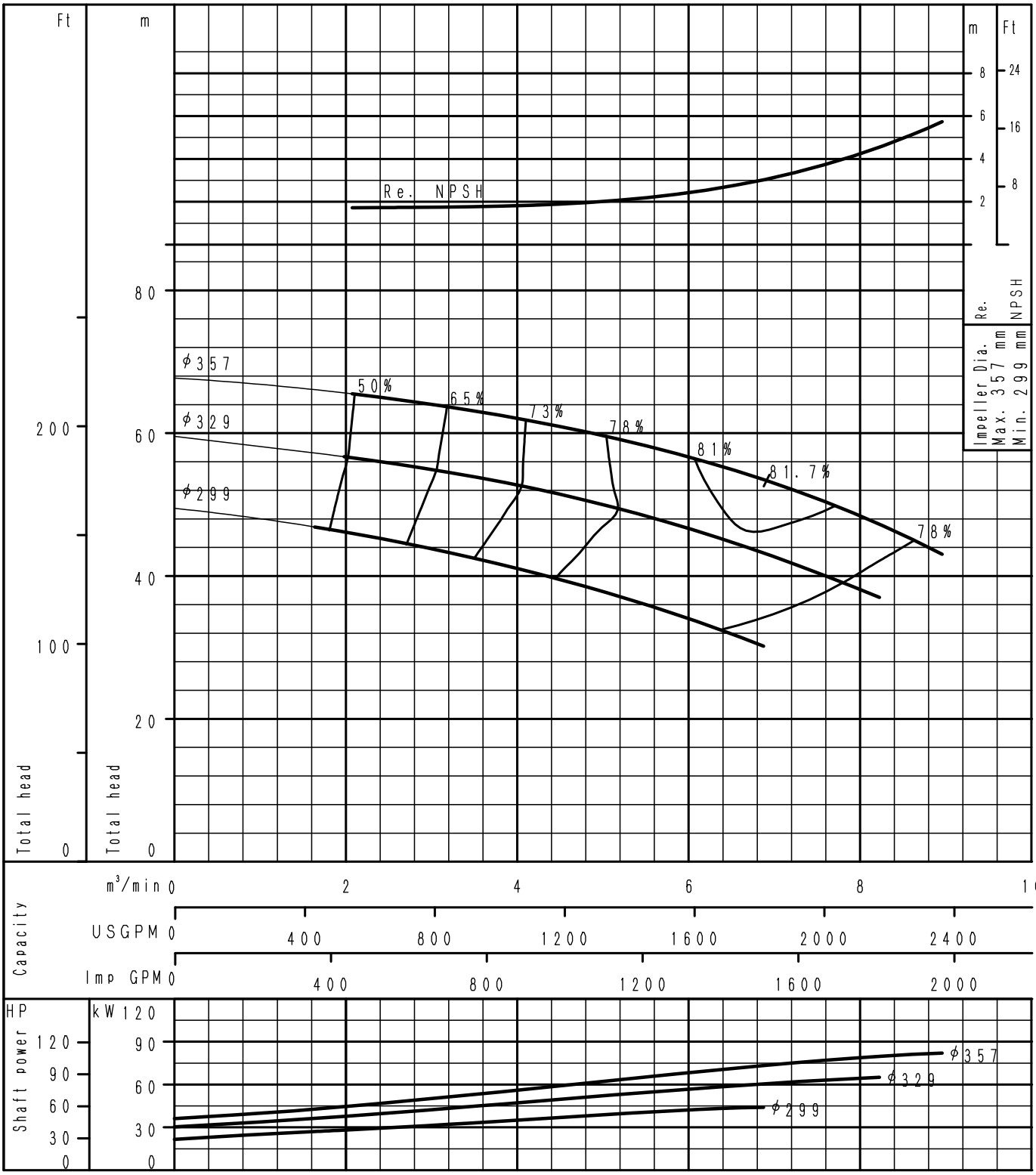

S8-1831141-01

EBARA

Ebara Horizontal Split Casing Pump

Model CB

Performance Curve

4 Poles

200X200CBF	According to ISO testing code 9906 Grade 2B Class 2
60 Hz (Speed 1765 min^{-1})	DENSITY=1.0kg/ℓ, VISCOSITY=1.0mPa·s

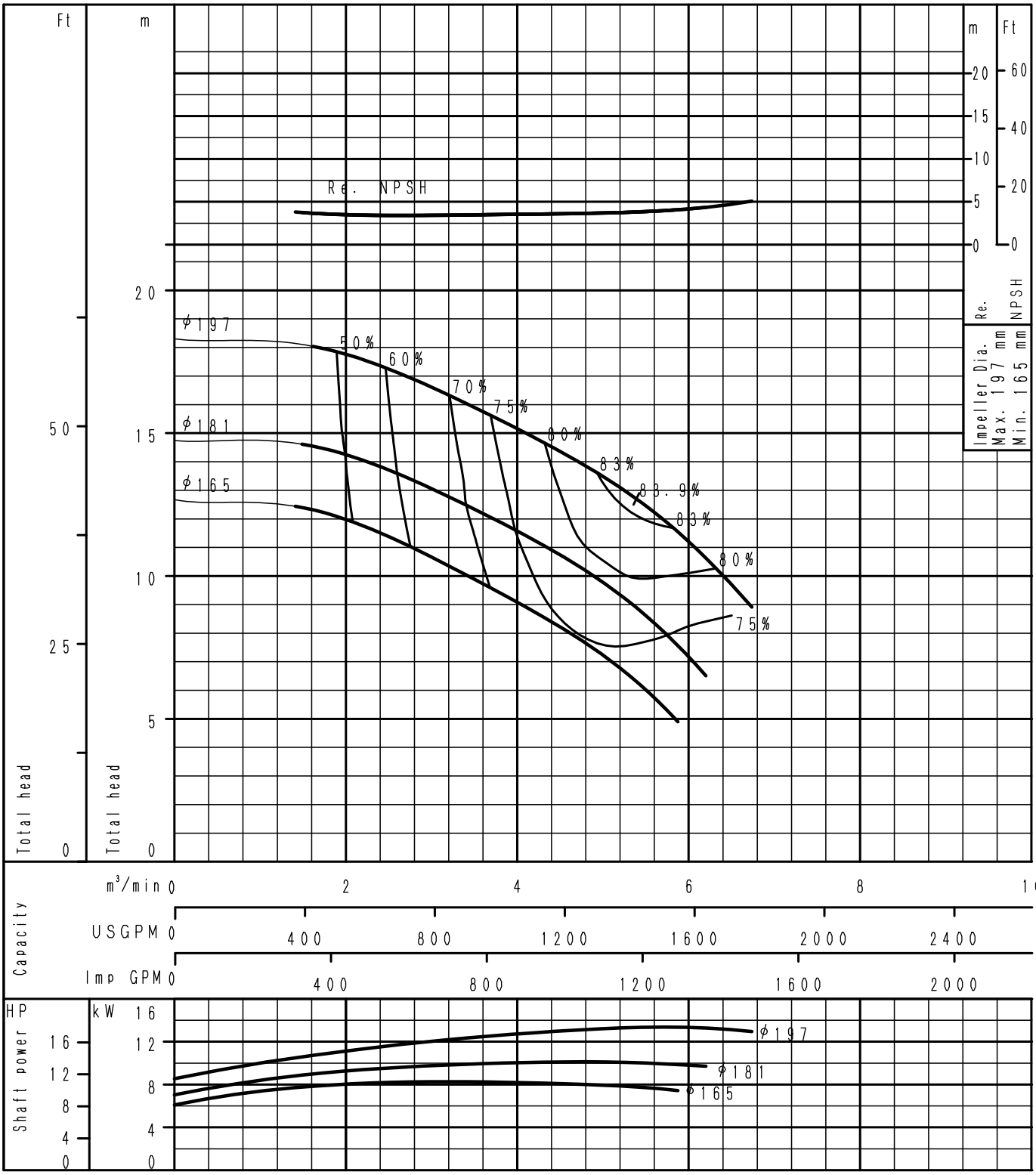

S8-1831113-00

EBARA

Ebara Horizontal Split Casing Pump

Model CB

Performance Curve

4 Poles

250X150CBH	According to ISO testing code 9906 Grade 2B Class 2
60 Hz (Speed 1780 min^{-1})	DENSITY=1.0kg/ℓ, VISCOSITY=1.0mPa·s

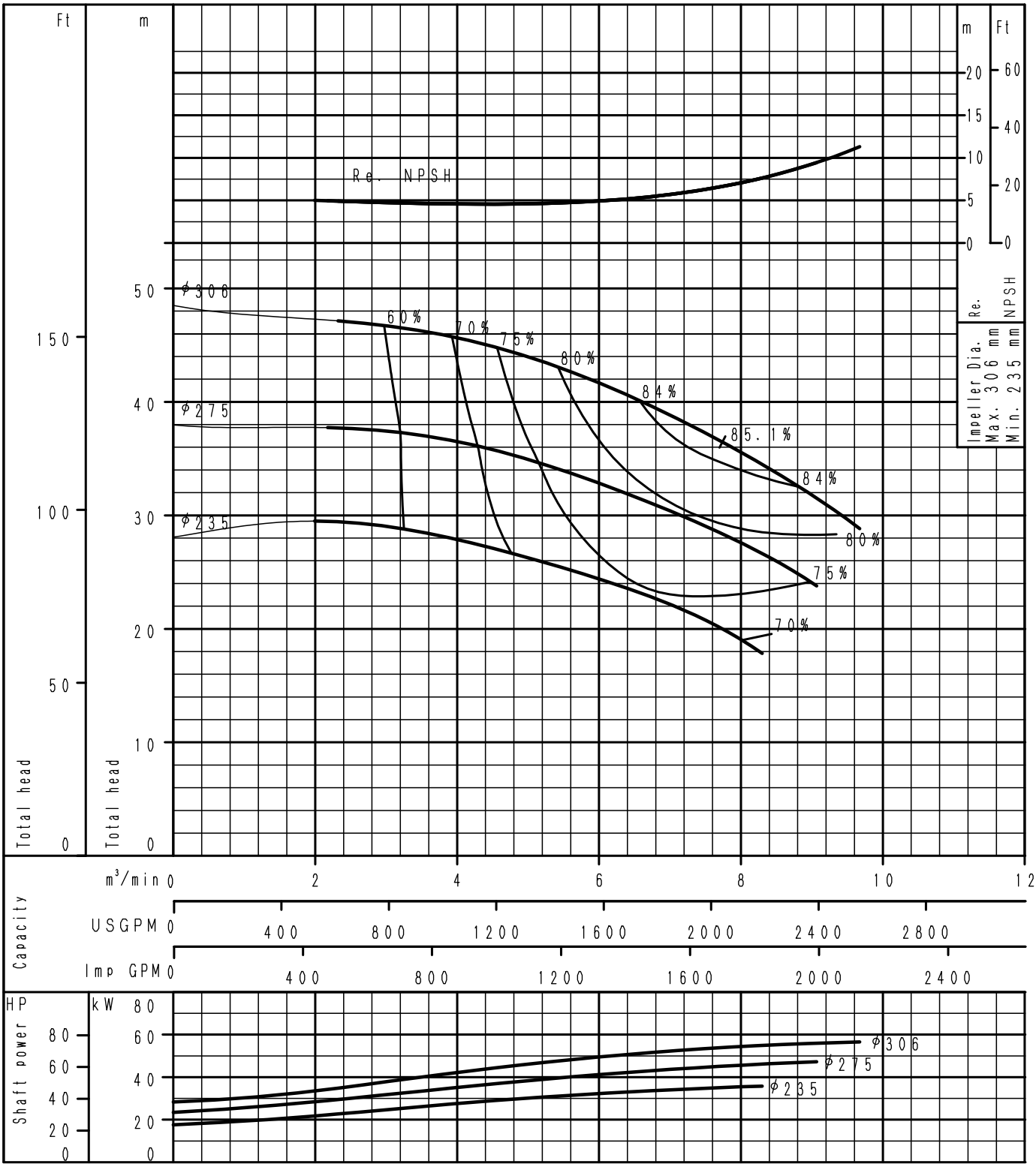

S8-1831131-00

EBARA

Ebara Horizontal Split Casing Pump

Model CB

Performance Curve

4 Poles

250X150CBJ	According to ISO testing code 9906 Grade 2B Class 2
60 Hz (Speed 1790 min^{-1})	DENSITY=1.0kg/ℓ, VISCOSITY=1.0mPa·s

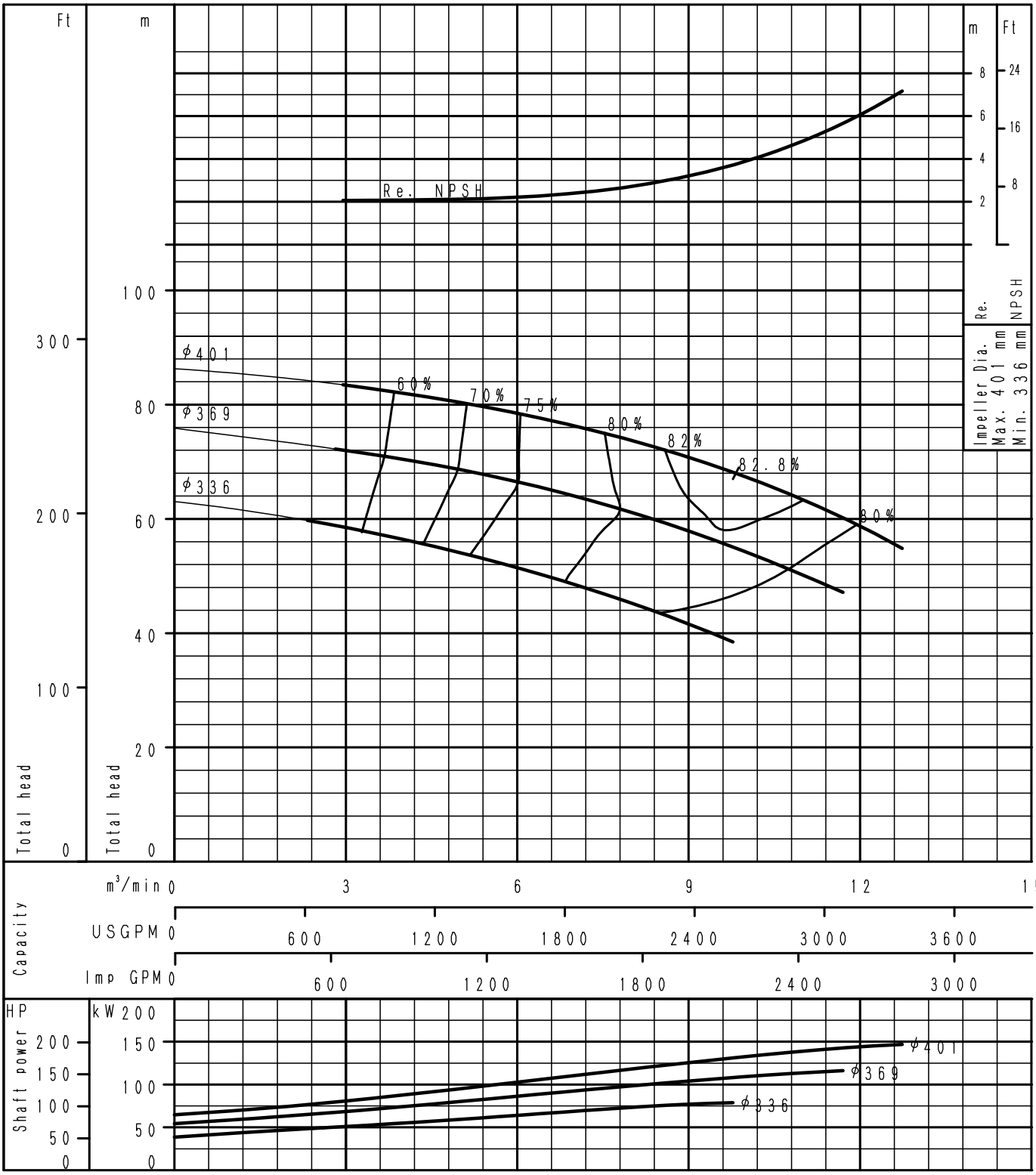

S8-1831142-01

EBARA

Ebara Horizontal Split Casing Pump

Model CB

Performance Curve

4 Poles

250X200CBF	According to ISO testing code 9906 Grade 2B Class 2
60 Hz (Speed 1765 min^{-1})	DENSITY=1.0kg/ℓ, VISCOSITY=1.0mPa·s

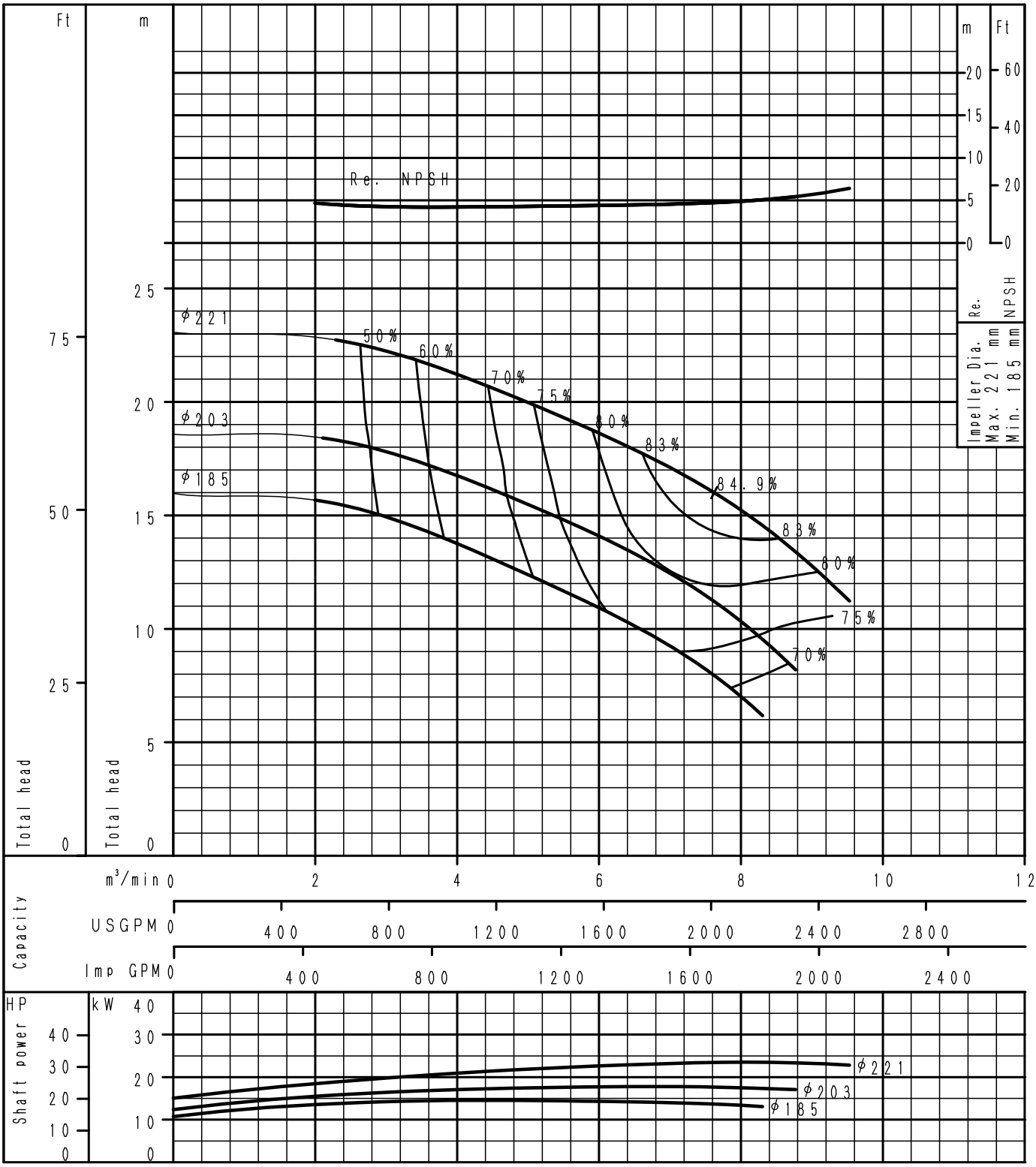

S8-1831114-00

EBARA

Ebara Horizontal Split Casing Pump

Model CB

Performance Curve

4 Poles

250X150CBK	According to ISO testing code 9906 Grade 2B Class 2
60 Hz (Speed 1790 min^{-1})	DENSITY=1.0kg/ℓ, VISCOSITY=1.0mPa·s

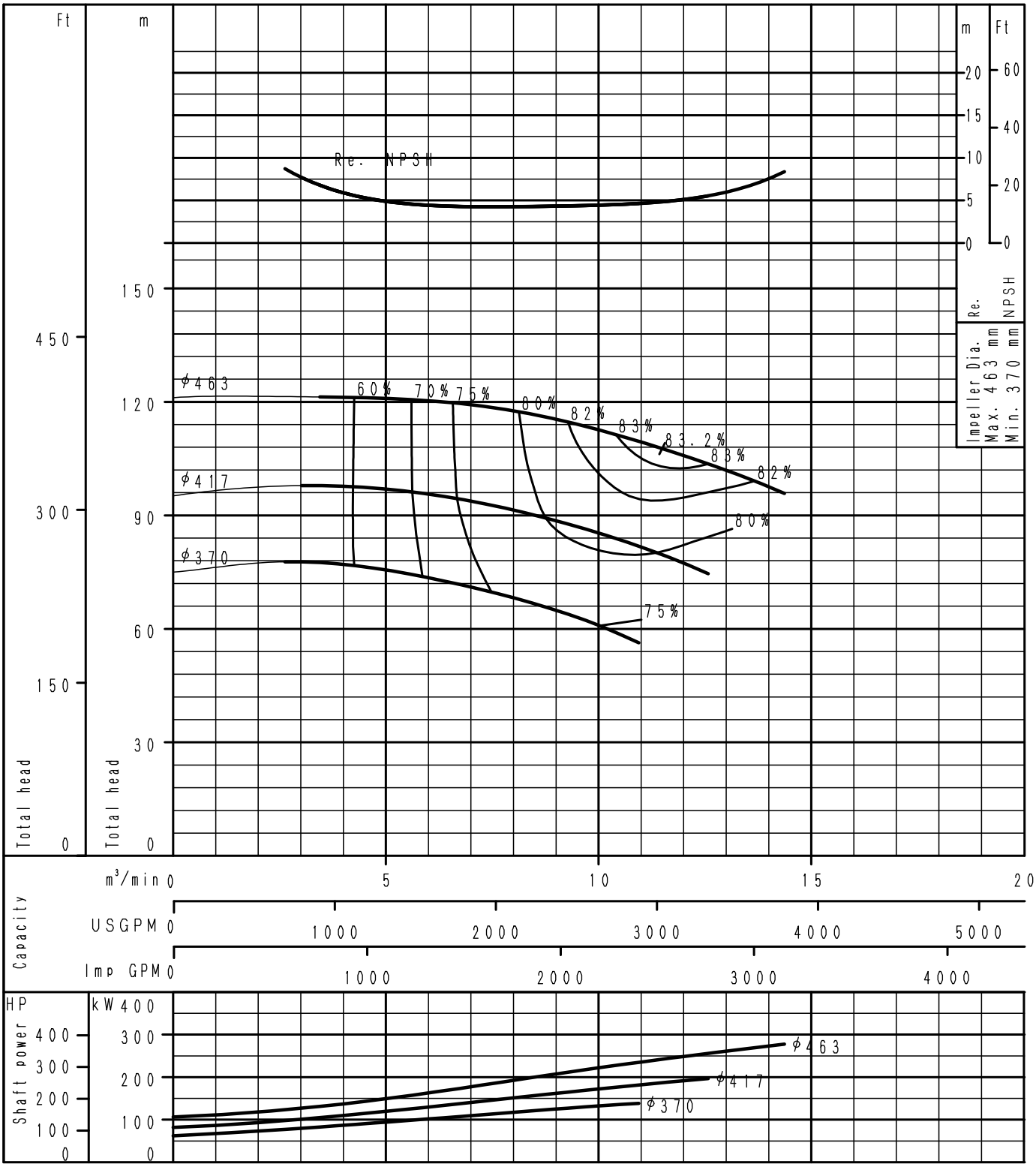

S8-1831151-00

EBARA

Ebara Horizontal Split Casing Pump

Model CB

Performance Curve

4 Poles

250X200CBGX	According to ISO testing code 9906 Grade 2B Class 2
60 Hz (Speed 1765 min^{-1})	DENSITY= 1.0 kg/ℓ, VISCOSITY= 1.0 mPa·s

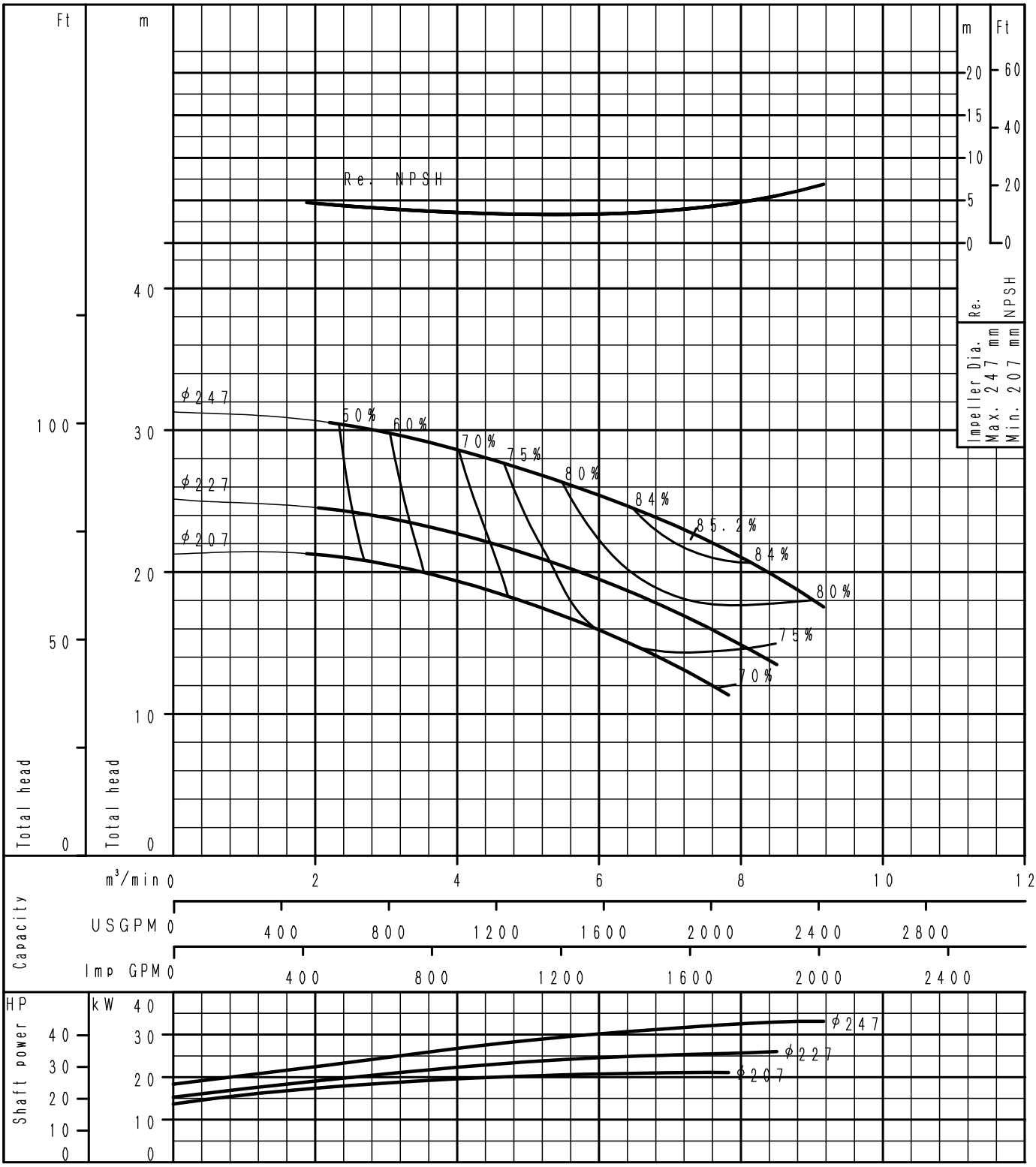

S8-1831122-00

EBARA

Ebara Horizontal Split Casing Pump

Model CB

Performance Curve

4 Poles

250X200CBGY	According to ISO testing code 9906 Grade 2B Class 2
60 Hz (Speed 1780 min^{-1})	DENSITY= 1.0 kg/ℓ, VISCOSITY= 1.0 mPa·s

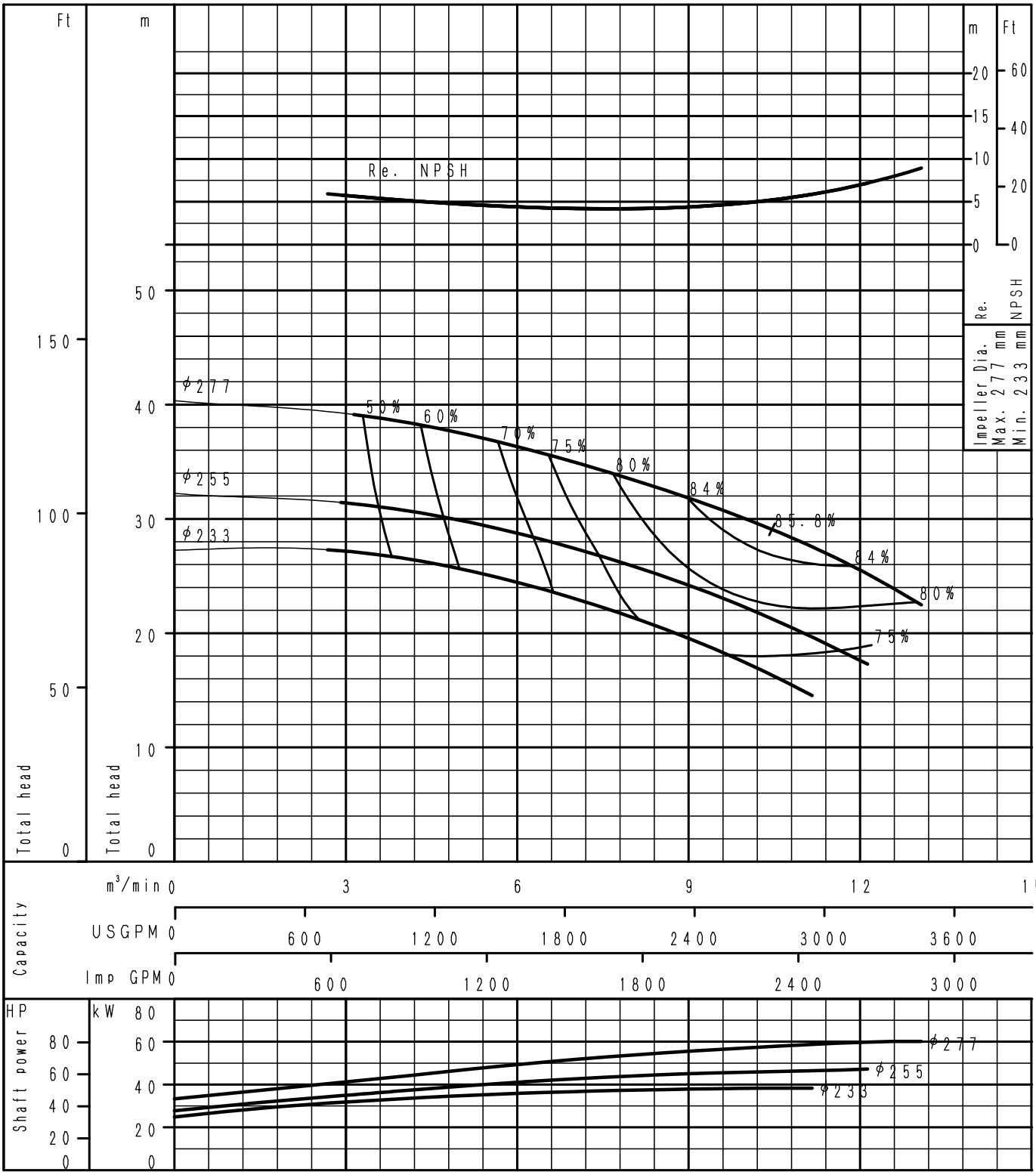

S8-1831123-00

EBARA

Ebara Horizontal Split Casing Pump

Model CB

Performance Curve

4 Poles

250X200CBH	According to ISO testing code 9906 Grade 2B Class 2
60 Hz (Speed 1780 min^{-1})	DENSITY=1.0kg/ℓ, VISCOSITY=1.0mPa·s

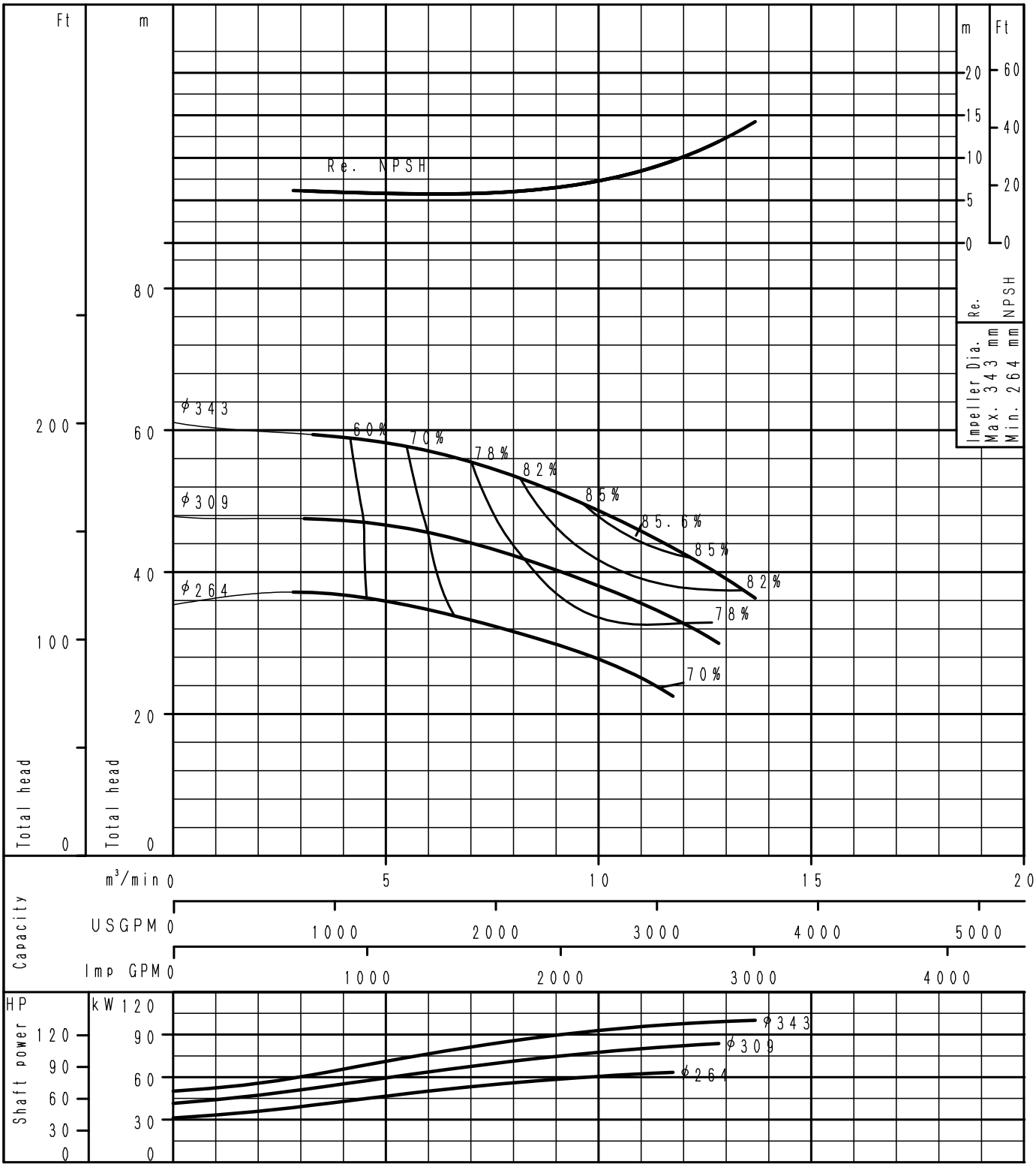

S8-1831132-00

EBARA

Ebara Horizontal Split Casing Pump

Model CB

Performance Curve

4 Poles

300X150CBK	According to ISO testing code 9906 Grade 2B Class 2
60 Hz (Speed 1790 min^{-1})	DENSITY=1.0kg/ℓ, VISCOSITY=1.0mPa·s

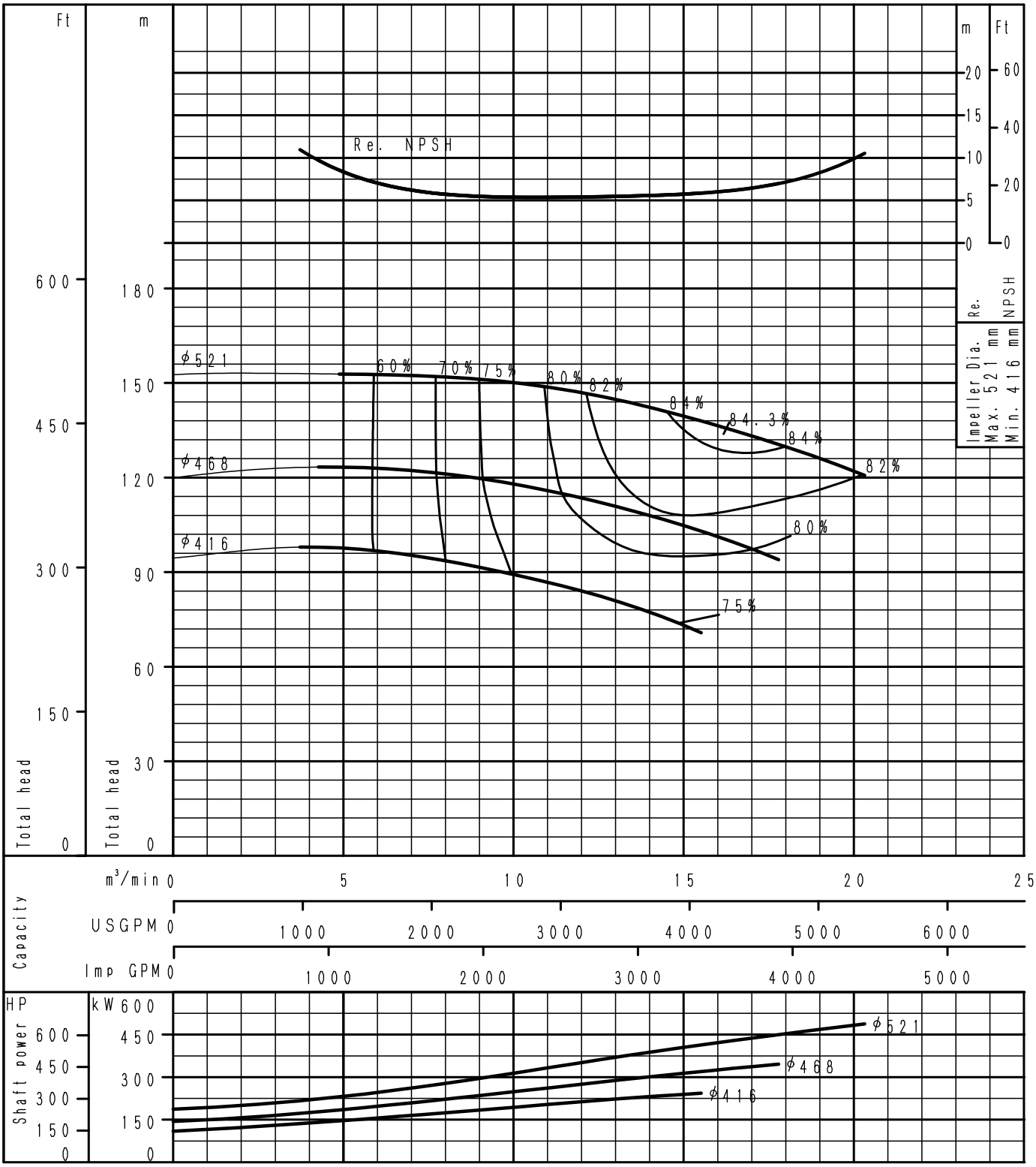

S8-1831152-00

EBARA

Ebara Horizontal Split Casing Pump

Model CB

Performance Curve

4 Poles

300X200CBG	According to ISO testing code 9906 Grade 2B Class 2
60 Hz (Speed 1780 min^{-1})	DENSITY=1.0kg/ℓ, VISCOSITY=1.0mPa·s

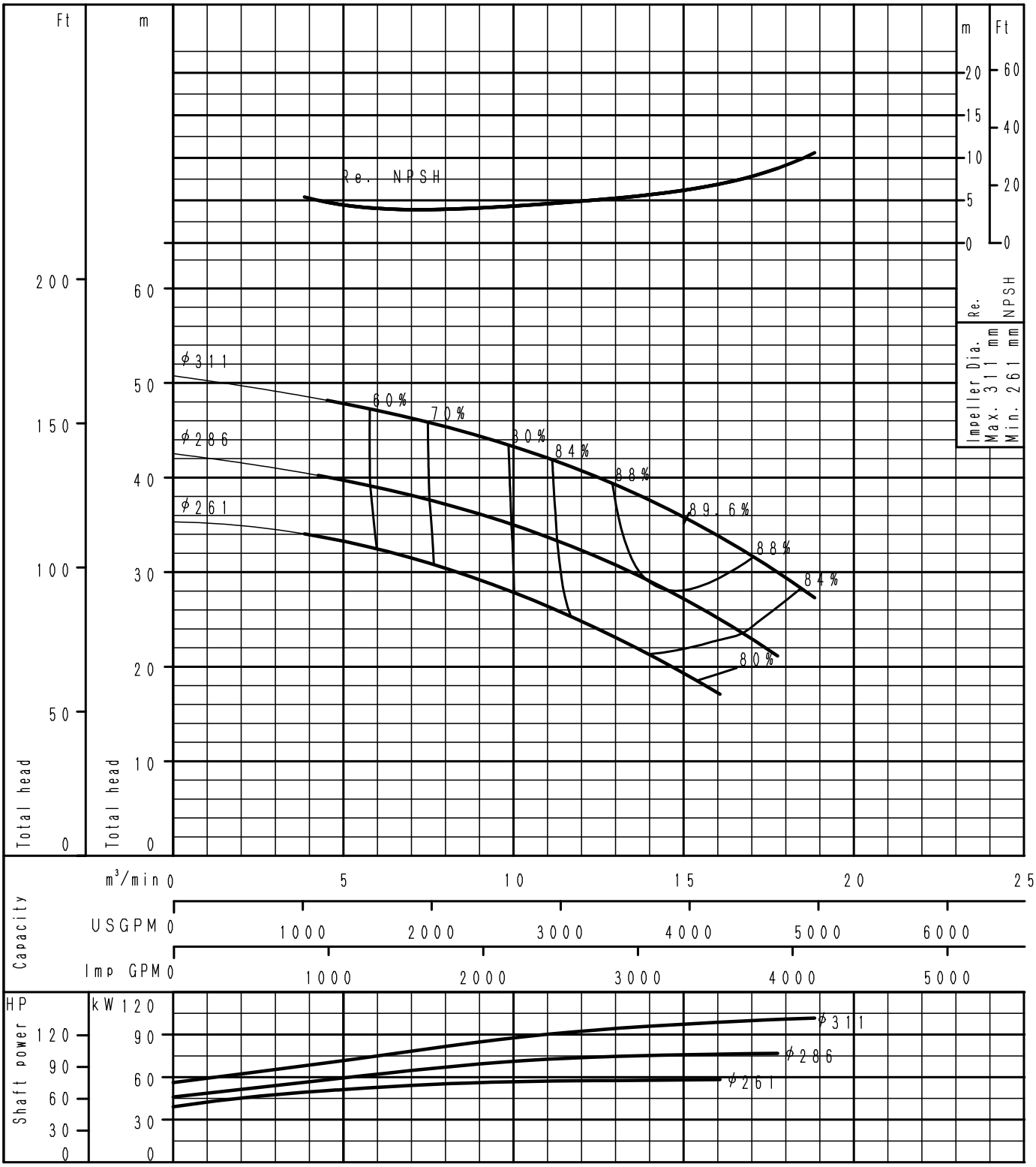

S8-1831124-00

EBARA

Ebara Horizontal Split Casing Pump

Model CB

Performance Curve

4 Poles

300X200CBH	According to ISO testing code 9906 Grade 2B Class 2
60 Hz (Speed 1790 min^{-1})	DENSITY= 1.0 kg/ℓ, VISCOSITY= 1.0 mPa·s

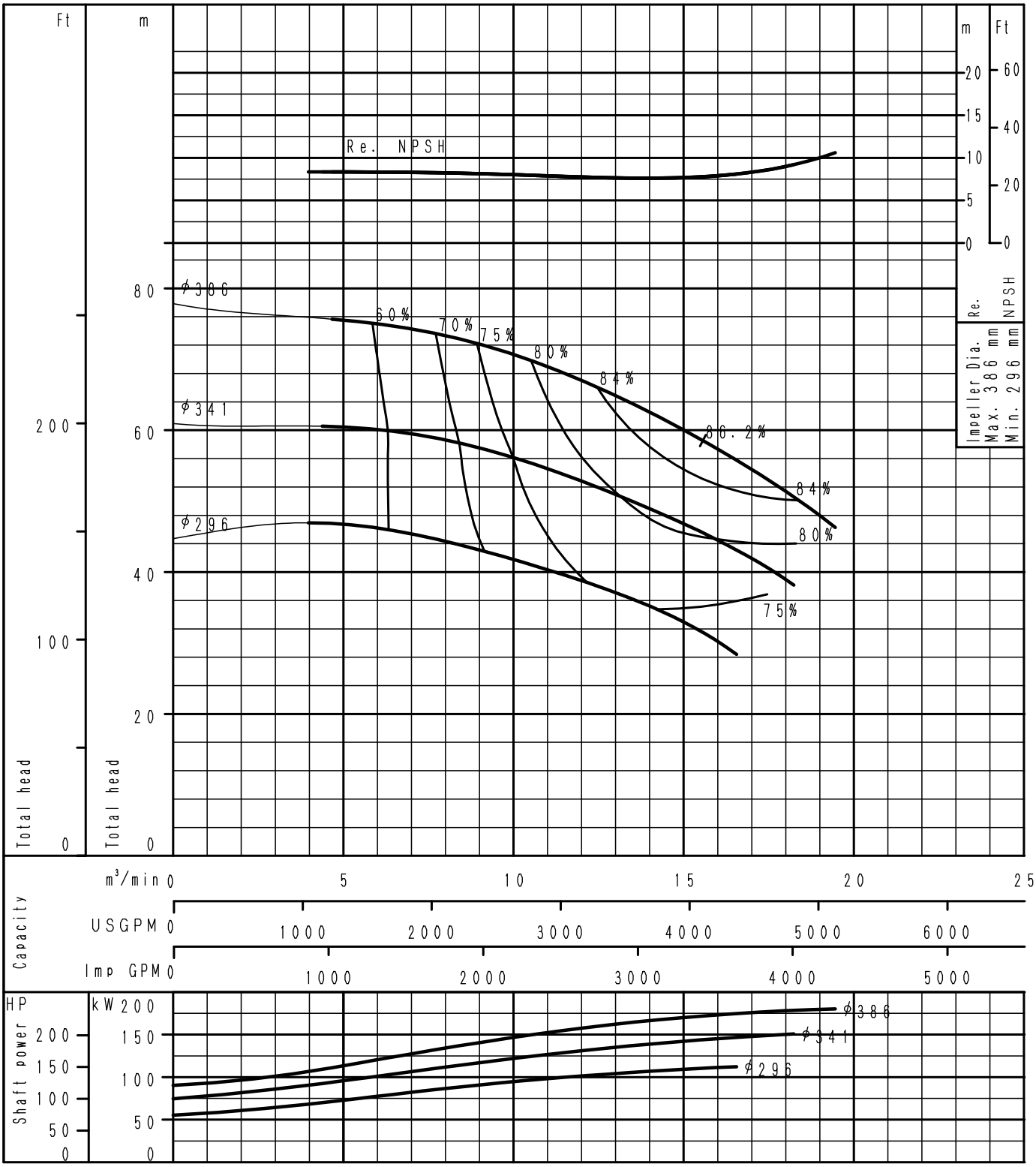

S8-1831133-01

EBARA

Ebara Horizontal Split Casing Pump

Model CB

Performance Curve

4 Poles

300X200CBJX	According to ISO testing code 9906 Grade 2B Class 2
60 Hz (Speed 1790 min^{-1})	DENSITY= 1.0 kg/ℓ, VISCOSITY= 1.0 mPa·s

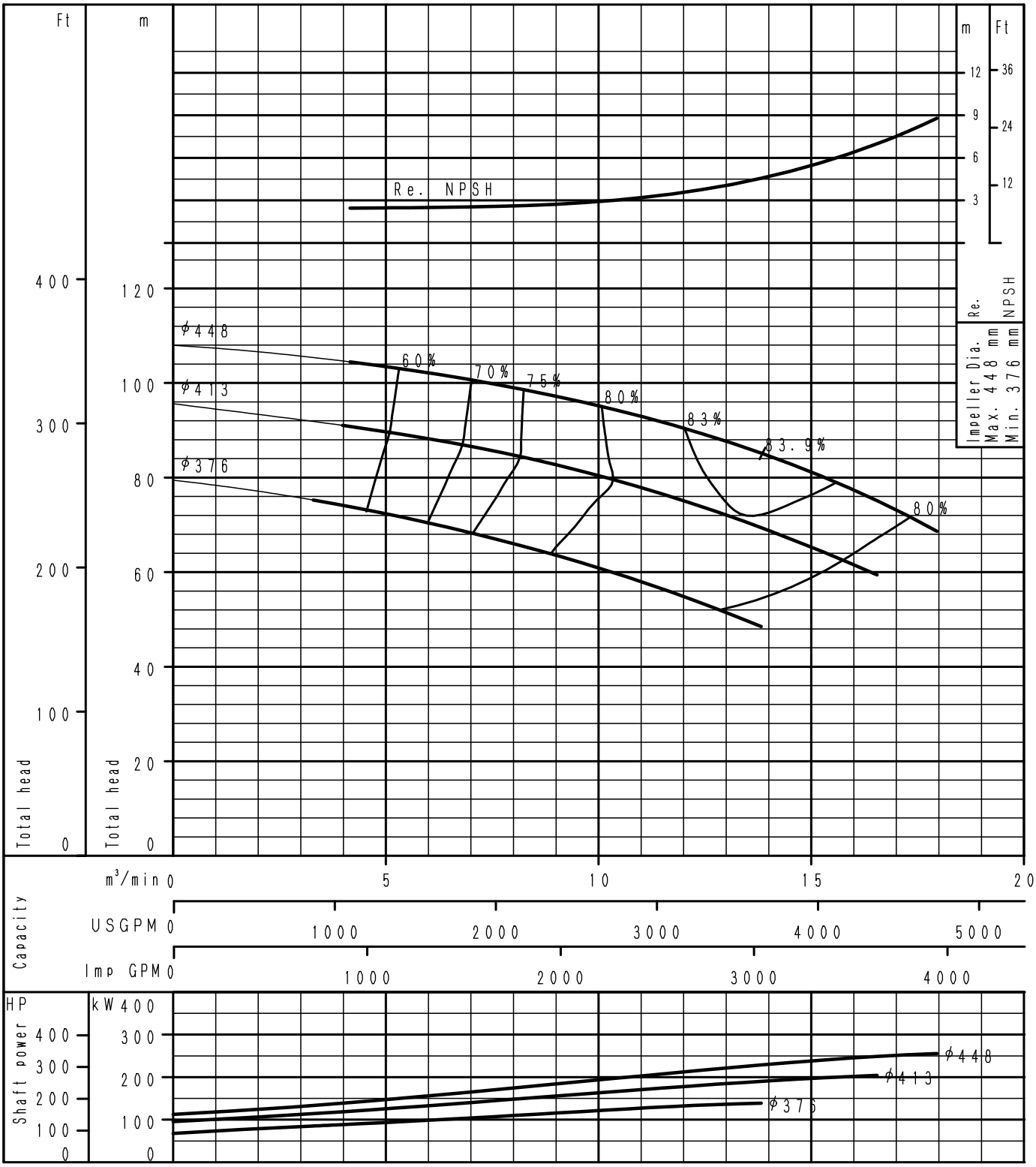

S8-1831143-01

EBARA

Ebara Horizontal Split Casing Pump

Model CB

Performance Curve

4 Poles

300X200CBJY	According to ISO testing code 9906 Grade 2B Class 2
60 Hz (Speed 1790 min^{-1})	DENSITY= 1.0 kg/ℓ, VISCOSITY= 1.0 mPa·s

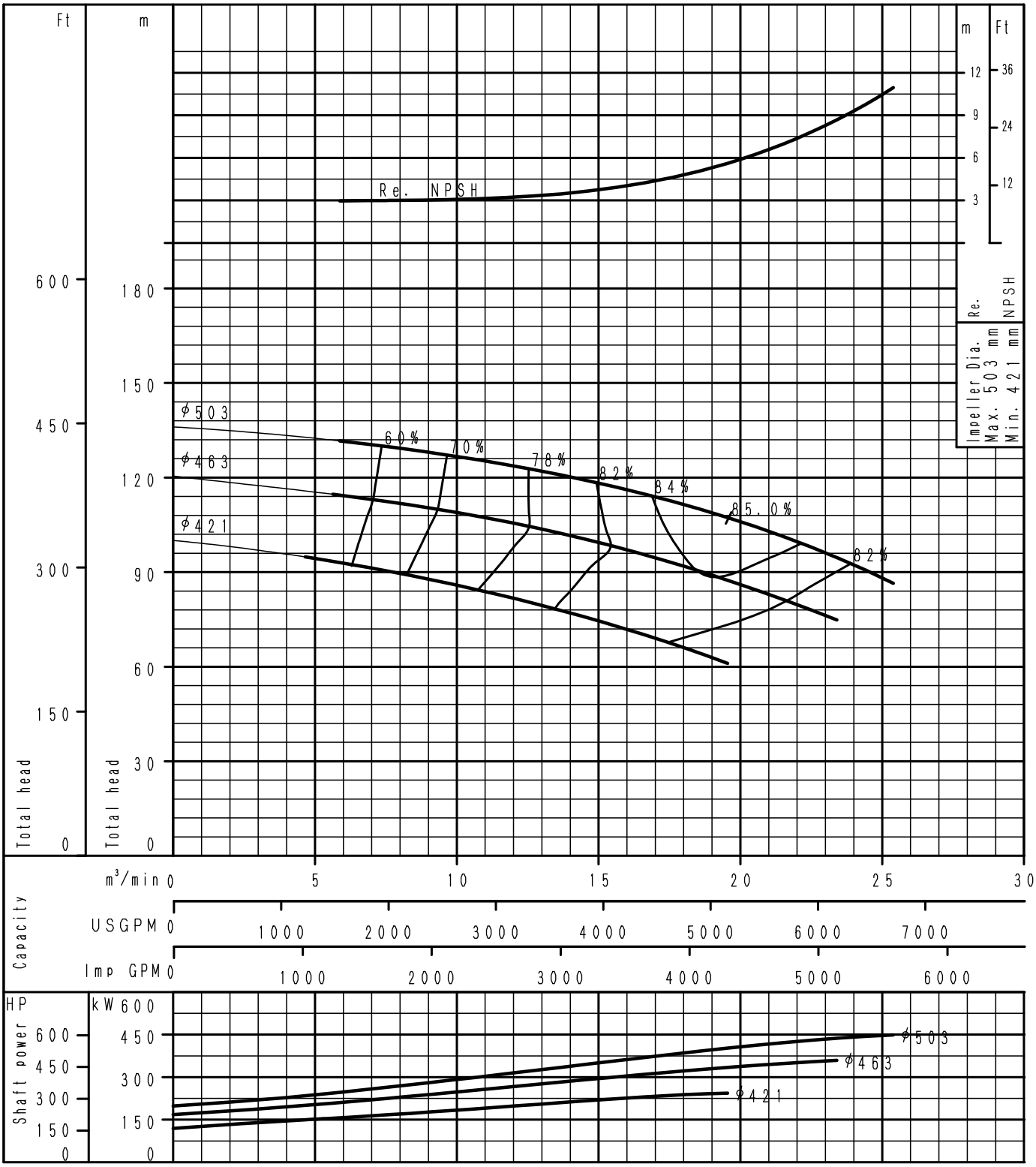

S8-1831144-01

EBARA

Ebara Horizontal Split Casing Pump

Model CB

Performance Curve

4 Poles

300X250CBFX	According to ISO testing code 9906 Grade 2B Class 2
60 Hz (Speed 1780 min^{-1})	DENSITY= 1.0 kg/ℓ, VISCOSITY= 1.0 mPa·s

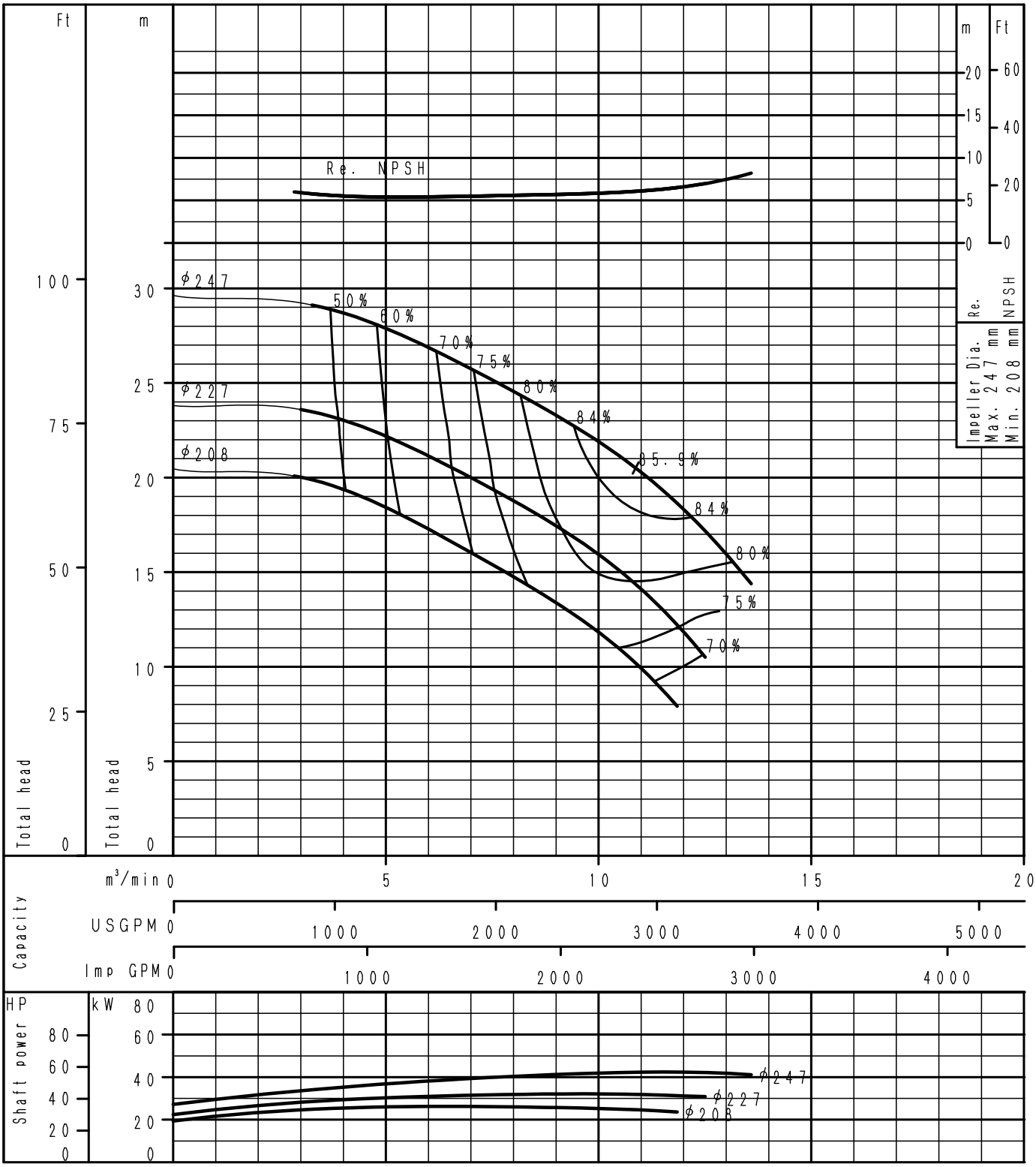

S8-1831115-00

EBARA

Ebara Horizontal Split Casing Pump

Model CB

Performance Curve

4 Poles

300X250CBFY	According to ISO testing code 9906 Grade 2B Class 2
60 Hz (Speed 1780 min^{-1})	DENSITY=1.0kg/ℓ, VISCOSITY=1.0mPa·s

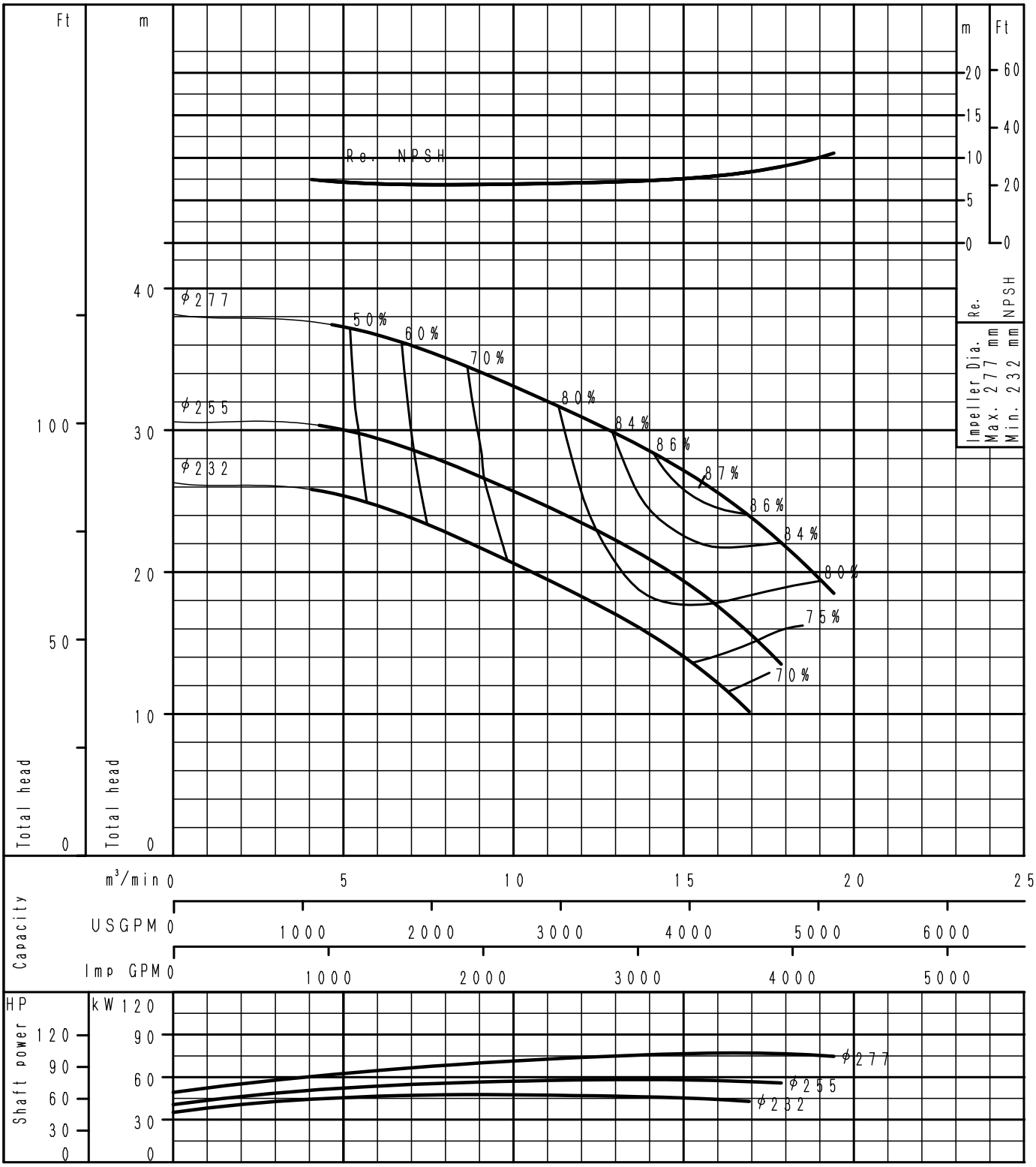

S8-1831116-00

EBARA

Ebara Horizontal Split Casing Pump

Model CB

Performance Curve

4 Poles

300X250CBG	According to ISO testing code 9906 Grade 2B Class 2
60 Hz (Speed 1790 min^{-1})	DENSITY=1.0kg/ℓ, VISCOSITY=1.0mPa·s

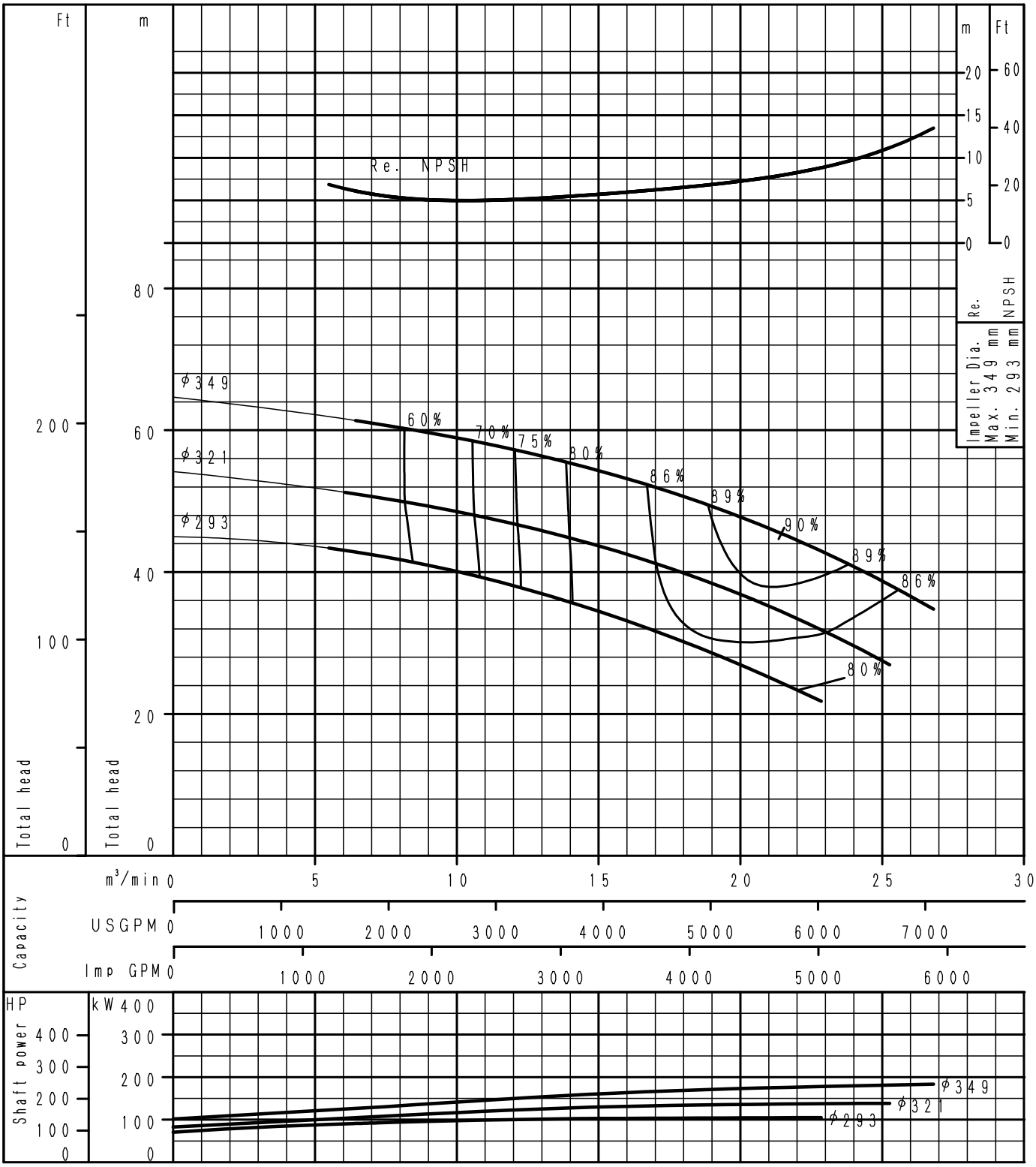

S8-1831125-00

EBARA

Ebara Horizontal Split Casing Pump

Model CB

Performance Curve

4 Poles

300X250CBH	According to ISO testing code 9906 Grade 2B Class 2
60 Hz (Speed 1790 min^{-1})	DENSITY=1.0kg/ℓ, VISCOSITY=1.0mPa·s

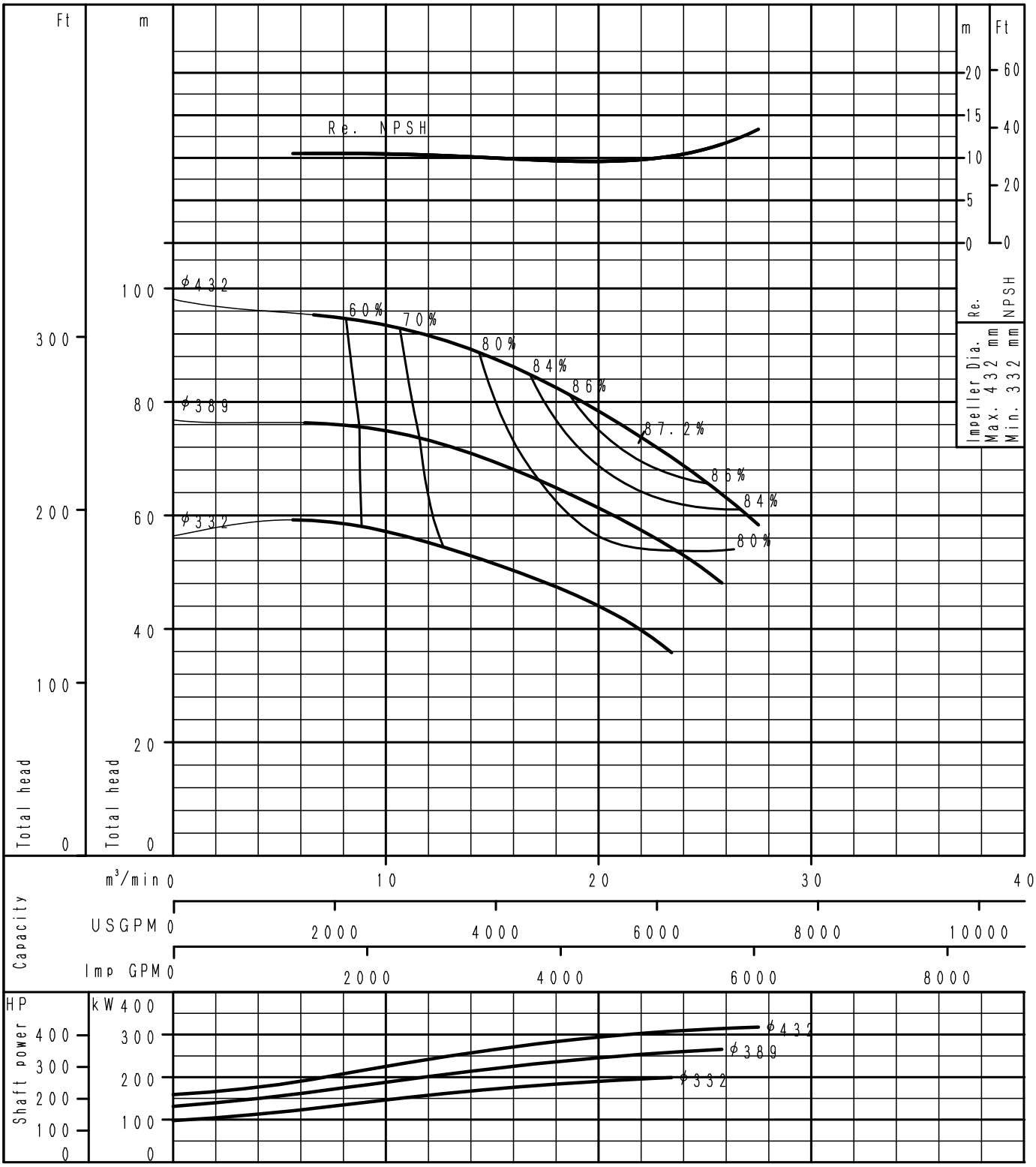

S8-1831134-00

EBARA

Ebara Horizontal Split Casing Pump

Model CB

Performance Curve

4 Poles

350X250CBG	According to ISO testing code 9906 Grade 2B Class 2
60 Hz (Speed 1790 min^{-1})	DENSITY= 1.0 kg/ℓ, VISCOSITY= 1.0 mPa·s

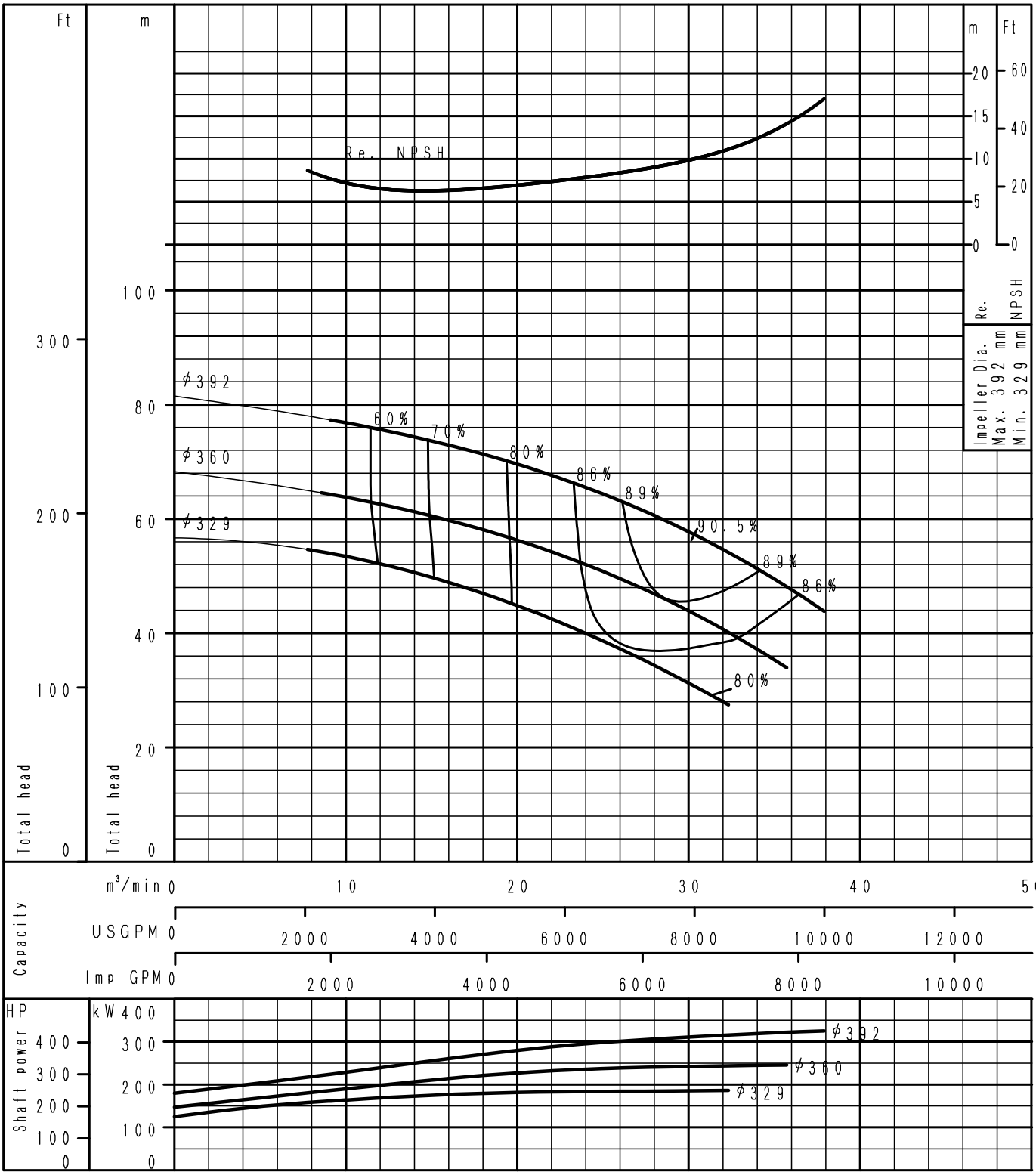

S8-1831126-00

EBARA

Ebara Horizontal Split Casing Pump

Model CB

Performance Curve

4 Poles

350X250CBH	According to ISO testing code 9906 Grade 2B Class 2
60 Hz (Speed 1790 min^{-1})	DENSITY=1.0kg/ℓ, VISCOSITY=1.0mPa·s

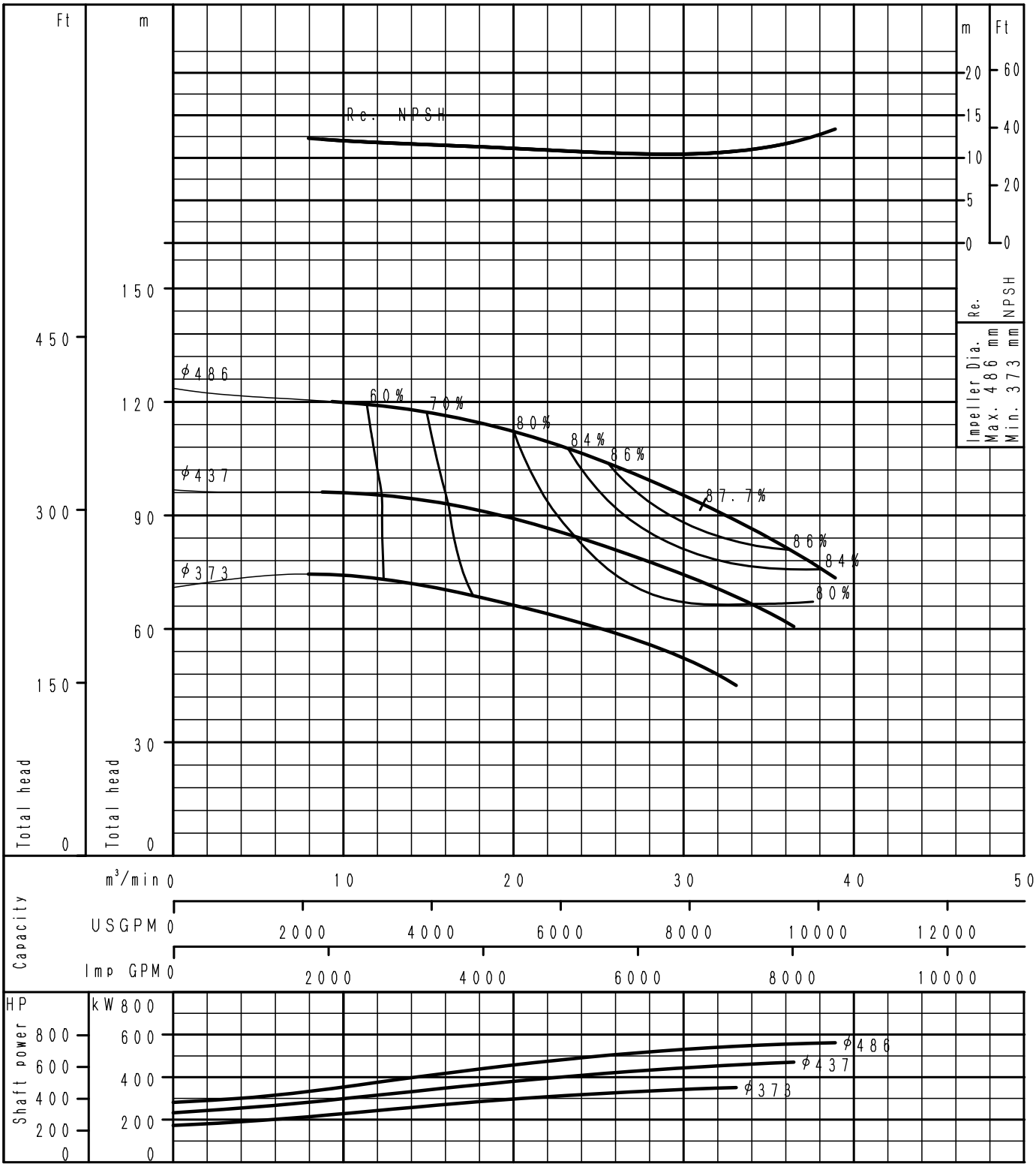

S8-1831135-00

EBARA

Ebara Horizontal Split Casing Pump

Model CB

Performance Curve

4 Poles

350X300CBF	According to ISO testing code 9906 Grade 2B Class 2
60 Hz (Speed 1790 min^{-1})	DENSITY=1.0kg/ℓ, VISCOSITY=1.0mPa·s

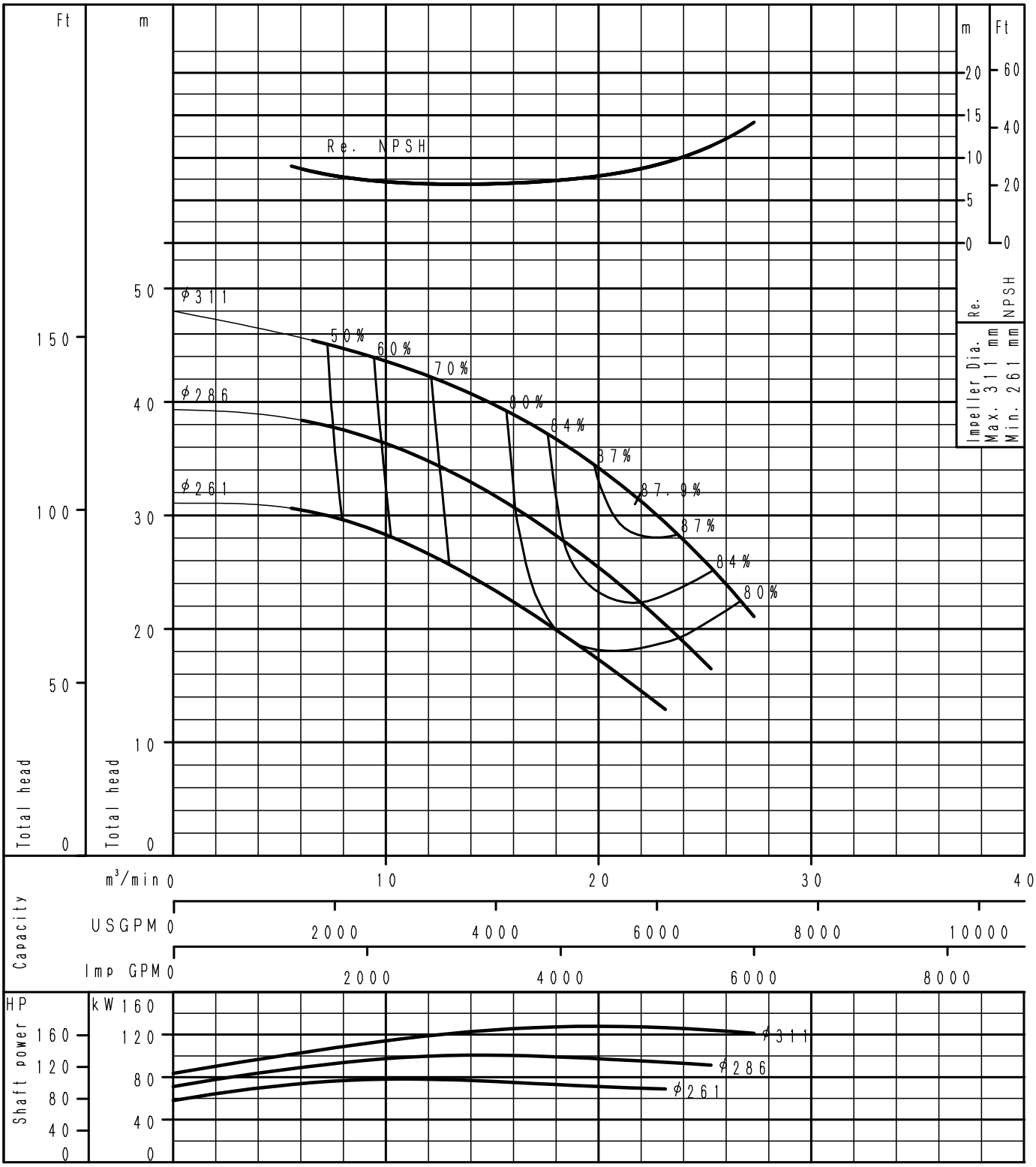

S8-1831117-00

EBARA

Ebara Horizontal Split Casing Pump

Model CB

Performance Curve

4 Poles

400X300CBG	According to ISO testing code 9906 Grade 2B Class 2
60 Hz (Speed 1790 min^{-1})	DENSITY= 1.0 kg/ℓ, VISCOSITY= 1.0 mPa·s

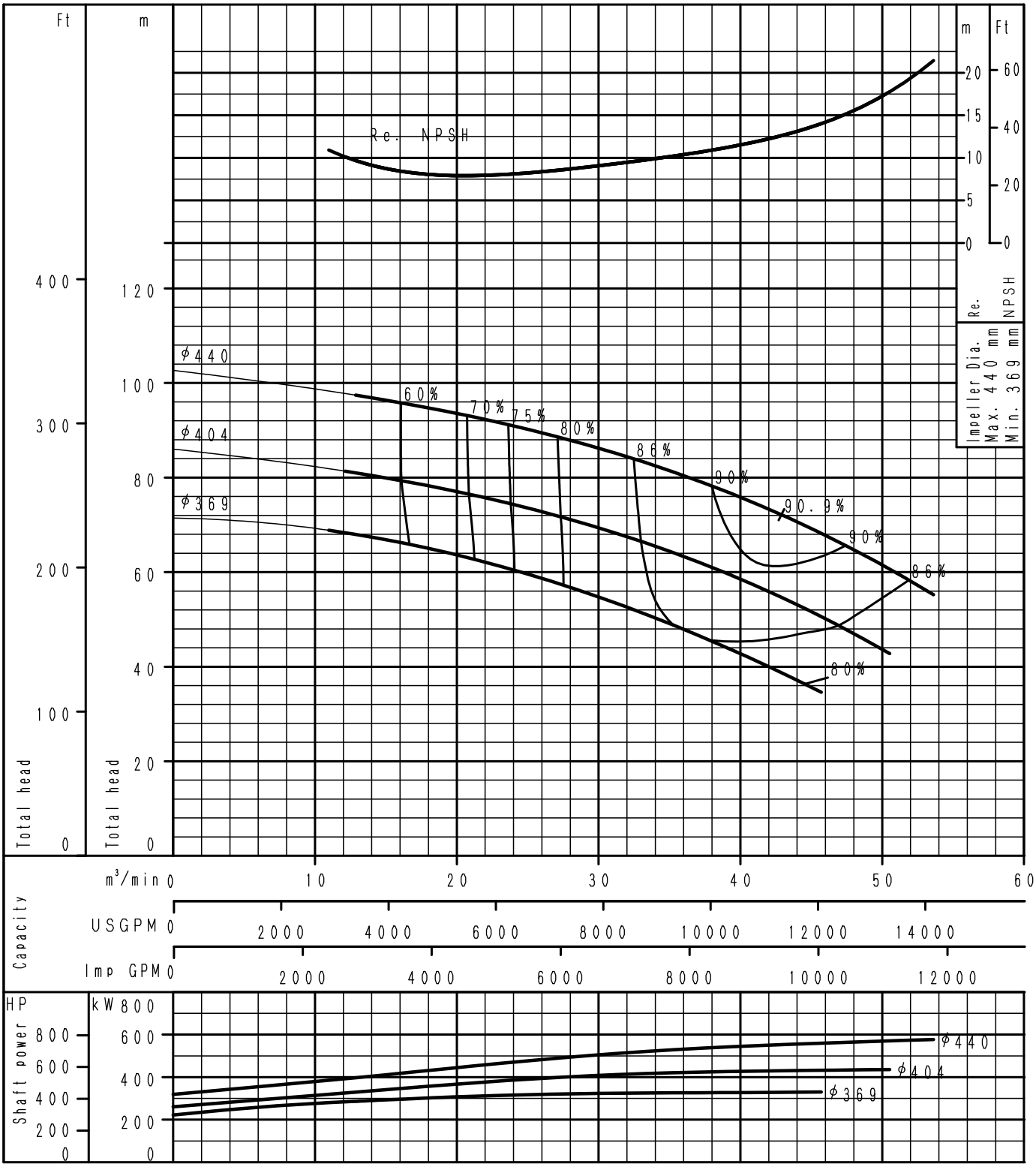

S8-1831127-00

EBARA

Ebara Horizontal Split Casing Pump

Model CB

Performance Curve

4 Poles

400X350CBF	According to ISO testing code 9906 Grade 2B Class 2
60 Hz (Speed 1790 min^{-1})	DENSITY=1.0kg/ℓ, VISCOSITY=1.0mPa·s

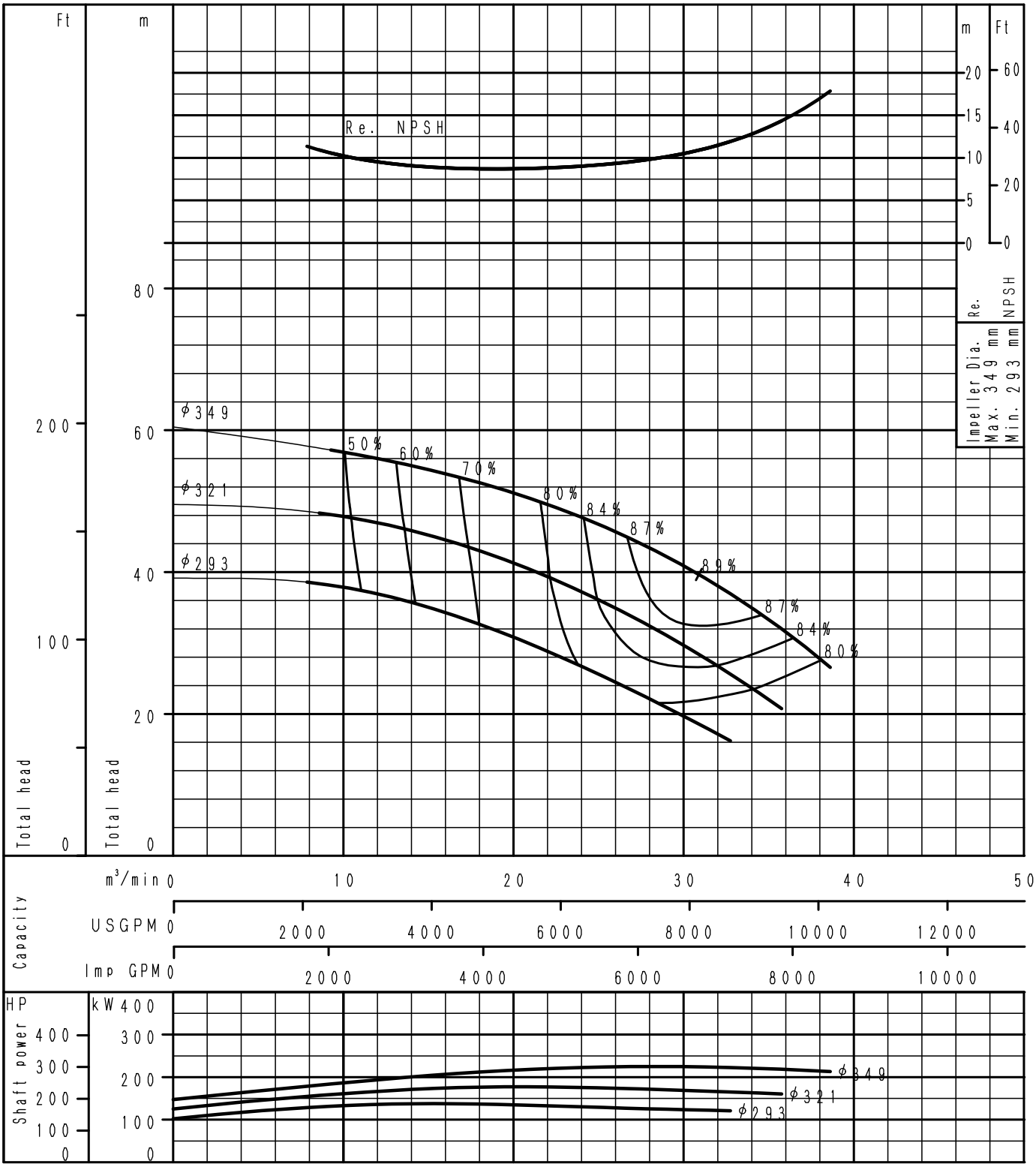

S8-1831118-00

EBARA

Ebara Horizontal Split Casing Pump

Model CB

Performance Curve

6 Poles

350X250CBH	According to ISO testing code 9906 Grade 2B Class 2
60 Hz (Speed 1190 min^{-1})	DENSITY= 1.0 kg/ℓ, VISCOSITY= 1.0 mPa·s

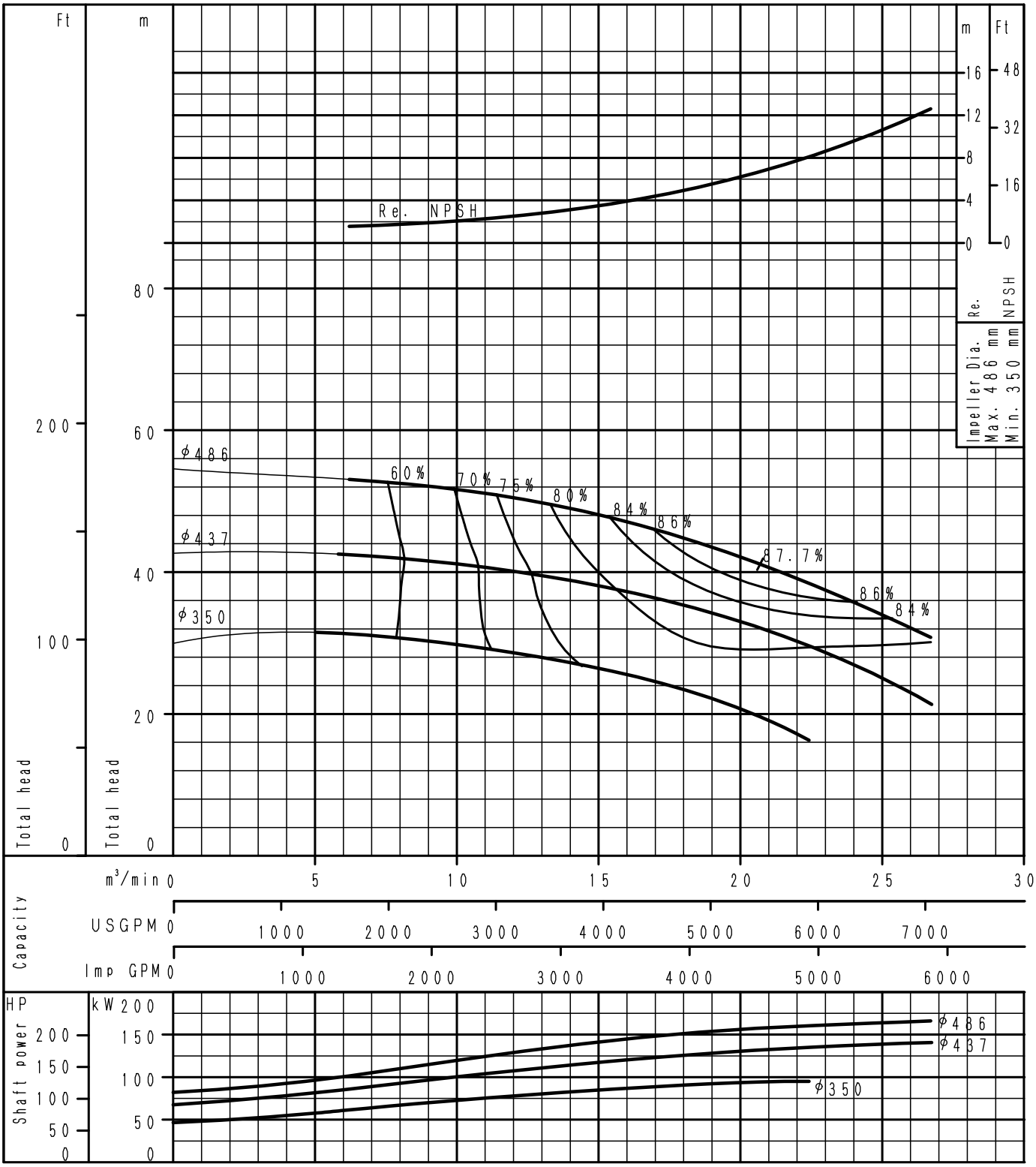

F8-1932898-00

EBARA

Ebara Horizontal Split Casing Pump

Model CB

Performance Curve

6 Poles

350X250CBJ	According to ISO testing code 9906 Grade 2B Class 2
60 Hz (Speed 1190 min^{-1})	DENSITY= 1.0 kg/ℓ, VISCOSITY= 1.0 mPa·s

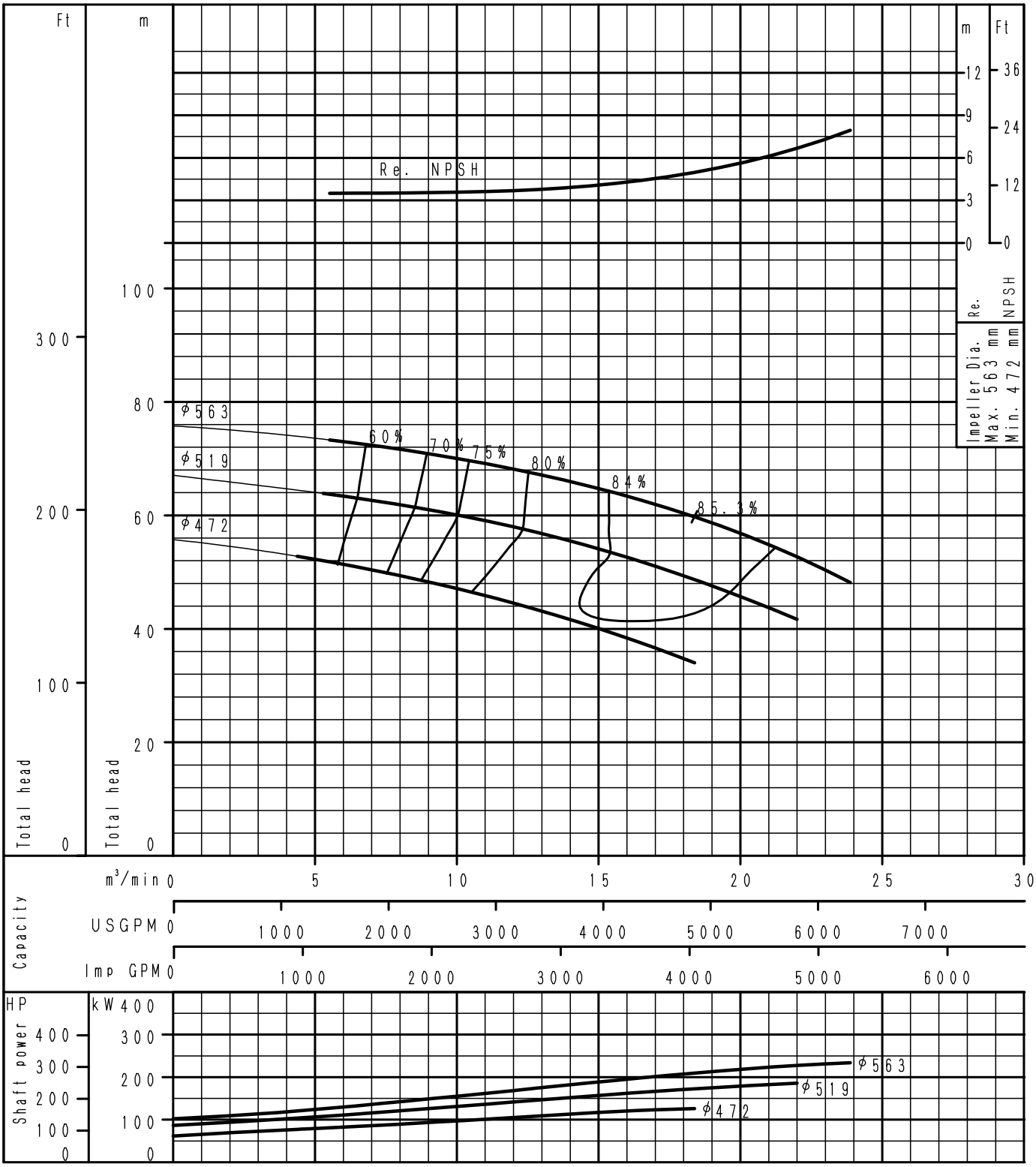

F8-1932899-00

EBARA

Ebara Horizontal Split Casing Pump

Model CB

Performance Curve

6 Poles

400X300CBG	According to ISO testing code 9906 Grade 2B Class 2
60 Hz (Speed 1190 min^{-1})	DENSITY= 1.0 kg/ℓ, VISCOSITY= 1.0 mPa·s

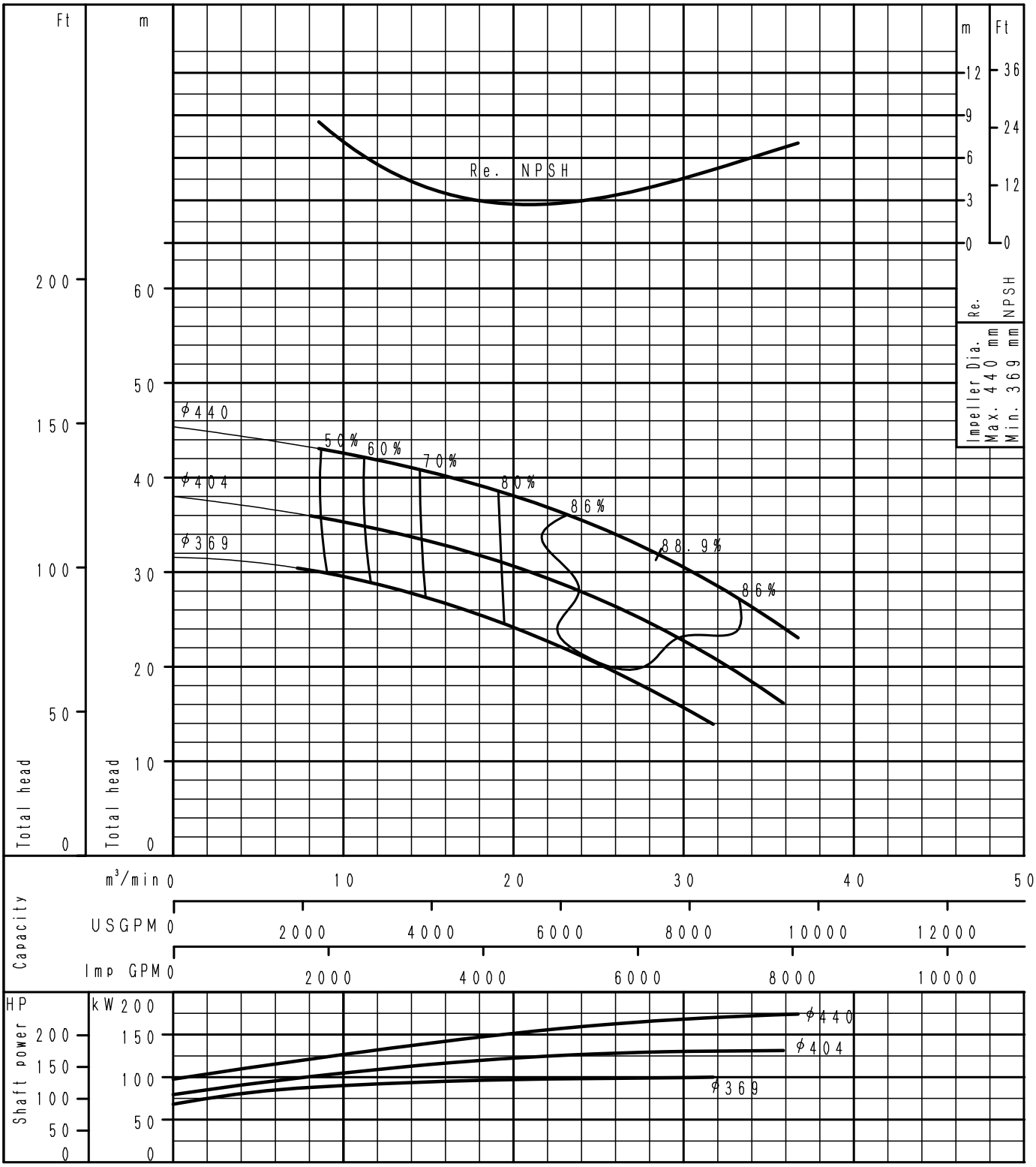

F8-1932900-00

EBARA

Ebara Horizontal Split Casing Pump

Model CB

Performance Curve

6 Poles

400X300CBH	According to ISO testing code 9906 Grade 2B Class 2
60 Hz (Speed 1190 min^{-1})	DENSITY= 1.0 kg/ℓ, VISCOSITY= 1.0 mPa·s

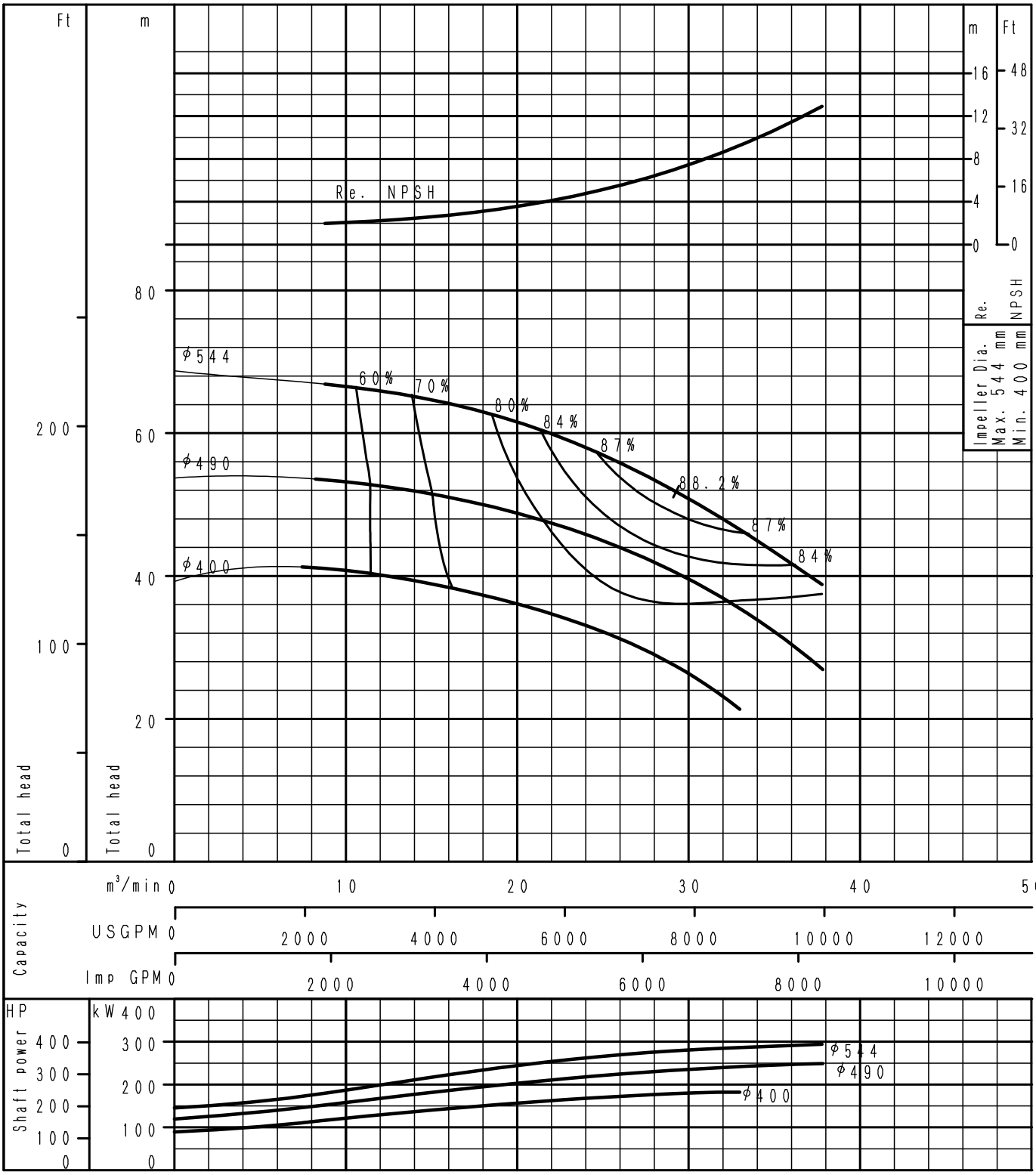

F8-1932901-00

EBARA

Ebara Horizontal Split Casing Pump

Model CB

Performance Curve

6 Poles

400X300CBJX	According to ISO testing code 9906 Grade 2B Class 2
60 Hz (Speed 1190 min^{-1})	DENSITY= 1.0 kg/ℓ, VISCOSITY= 1.0 mPa·s

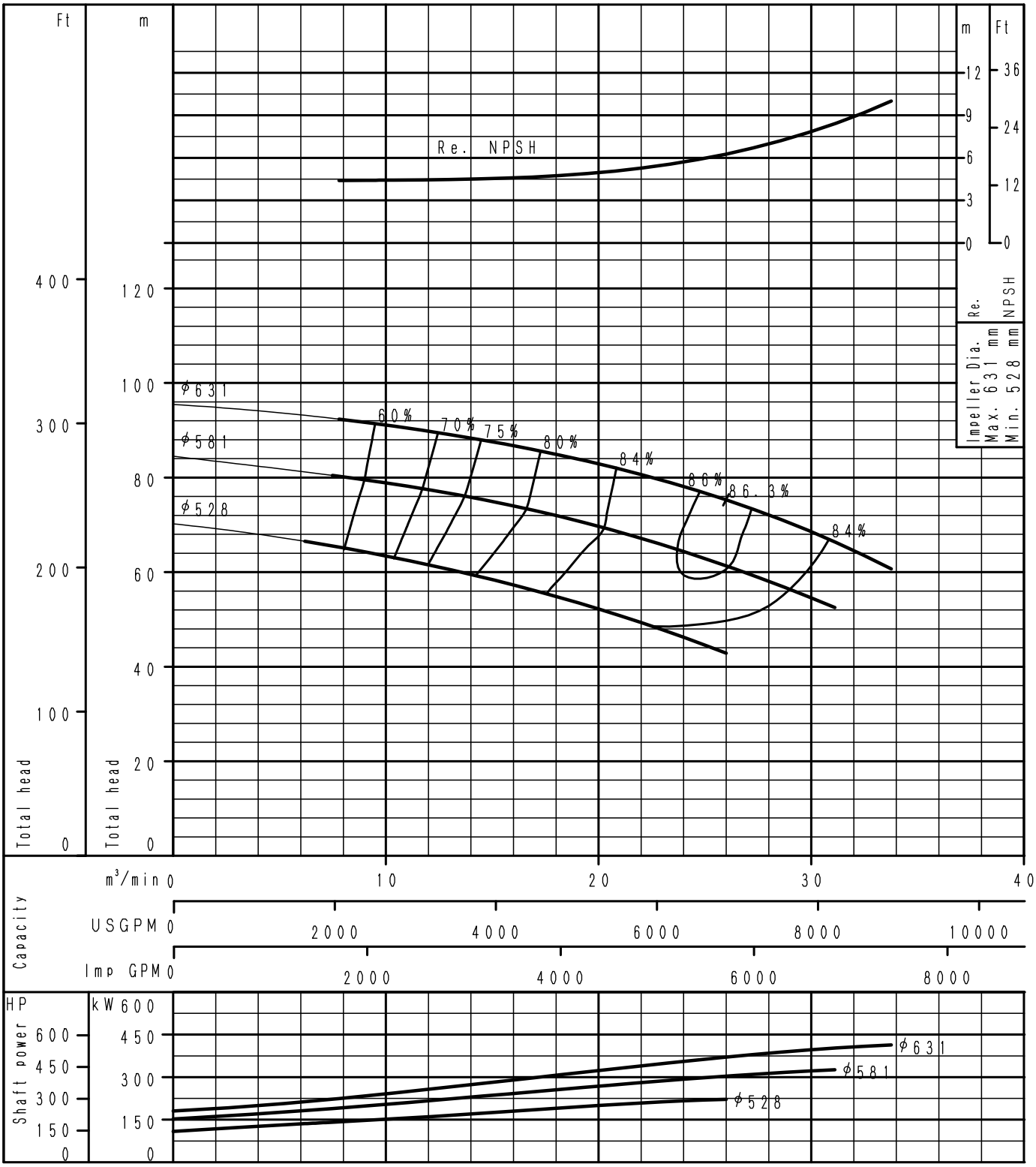

F8-1932902-00

EBARA

Ebara Horizontal Split Casing Pump

Model CB

Performance Curve

6 Poles

400X300CBJY	According to ISO testing code 9906 Grade 2B Class 2
60 Hz (Speed 1190 min^{-1})	DENSITY= 1.0 kg/ℓ, VISCOSITY= 1.0 mPa·s

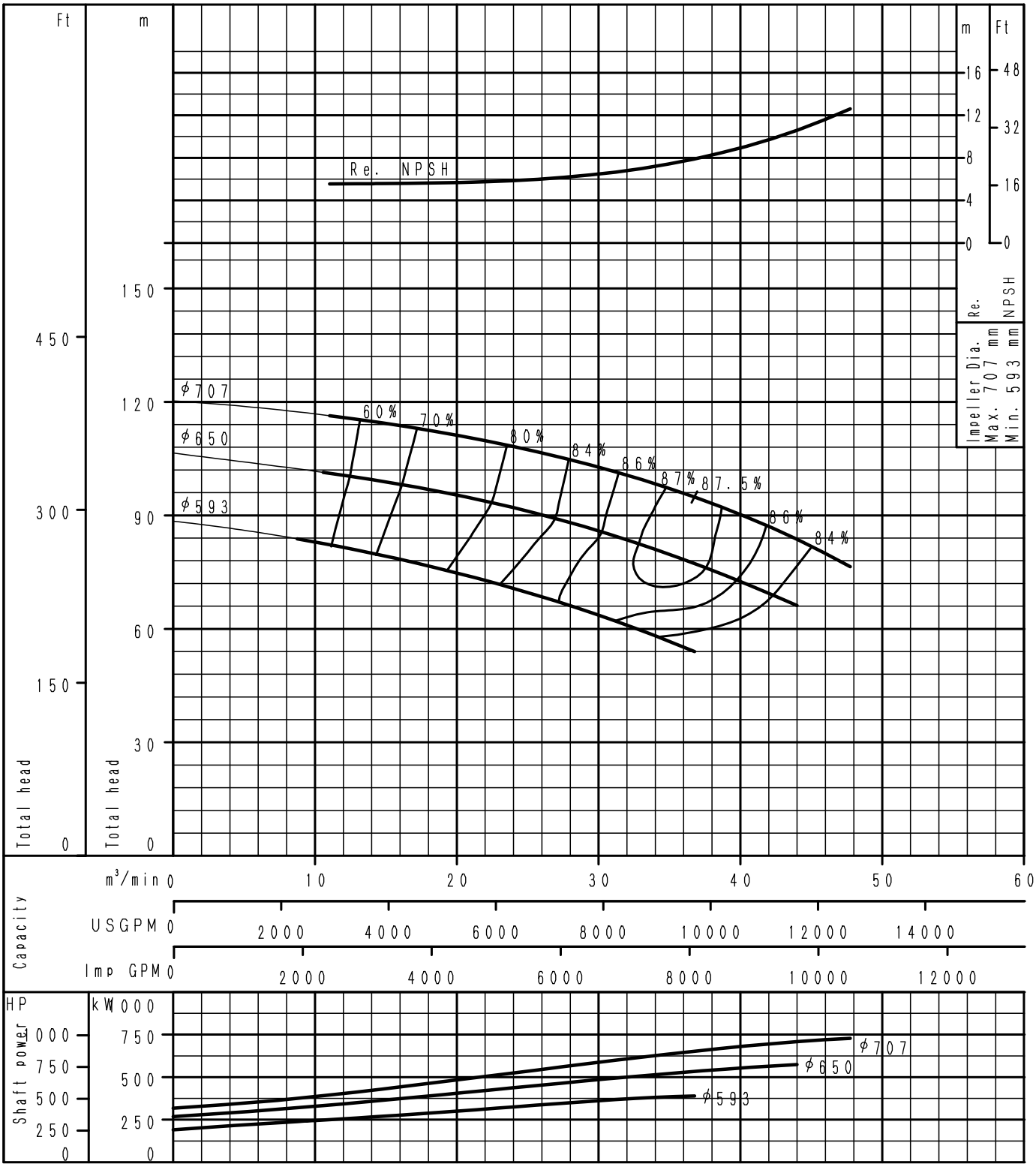

F8-1932903-00

EBARA

Ebara Horizontal Split Casing Pump

Model CB

Performance Curve

6 Poles

400X400CBF	According to ISO testing code 9906 Grade 2B Class 2
60 Hz (Speed 1190 min^{-1})	DENSITY= 1.0 kg/ℓ, VISCOSITY= 1.0 mPa·s

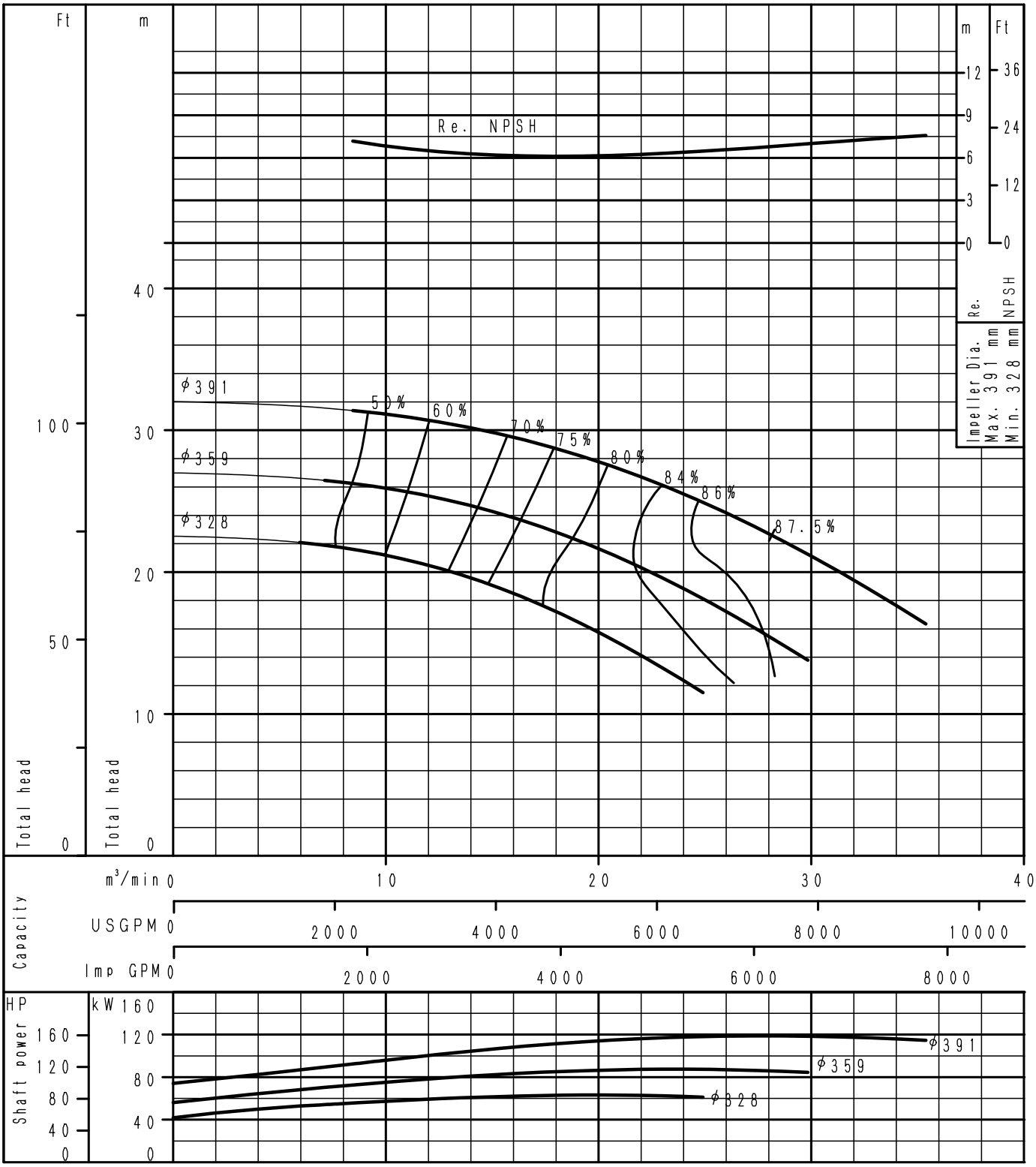

F8-1932904-00

EBARA

Ebara Horizontal Split Casing Pump

Model CB

Performance Curve

6 Poles

450X300CBH	According to ISO testing code 9906 Grade 2B Class 2
60 Hz (Speed 1190 min^{-1})	DENSITY= 1.0 kg/ℓ, VISCOSITY= 1.0 mPa·s

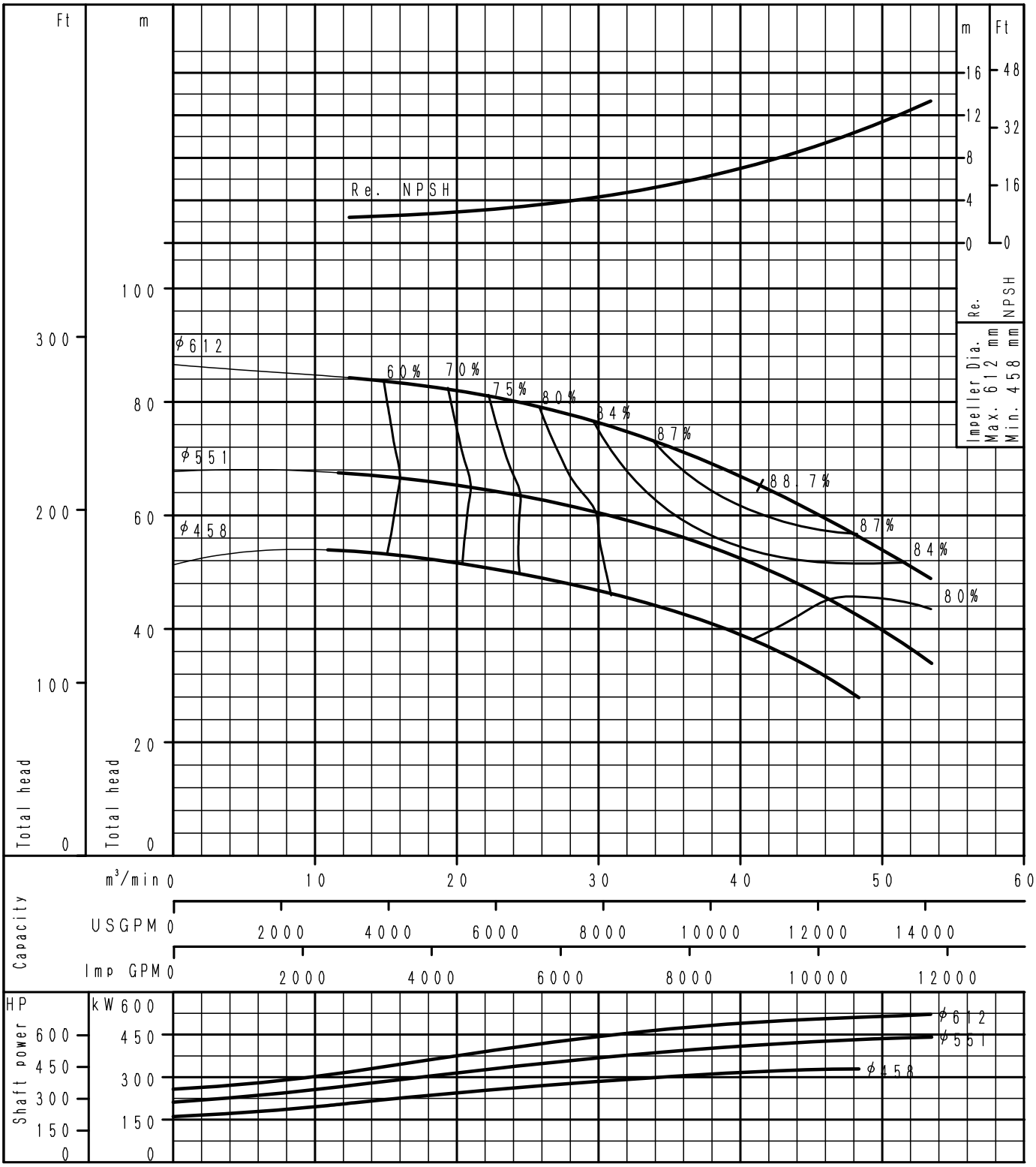

F8-1932905-00

EBARA

Ebara Horizontal Split Casing Pump

Model CB

Performance Curve

6 Poles

450X350CBG	According to ISO testing code 9906 Grade 2B Class 2
60 Hz (Speed 1190 min^{-1})	DENSITY= 1.0 kg/ℓ, VISCOSITY= 1.0 mPa·s

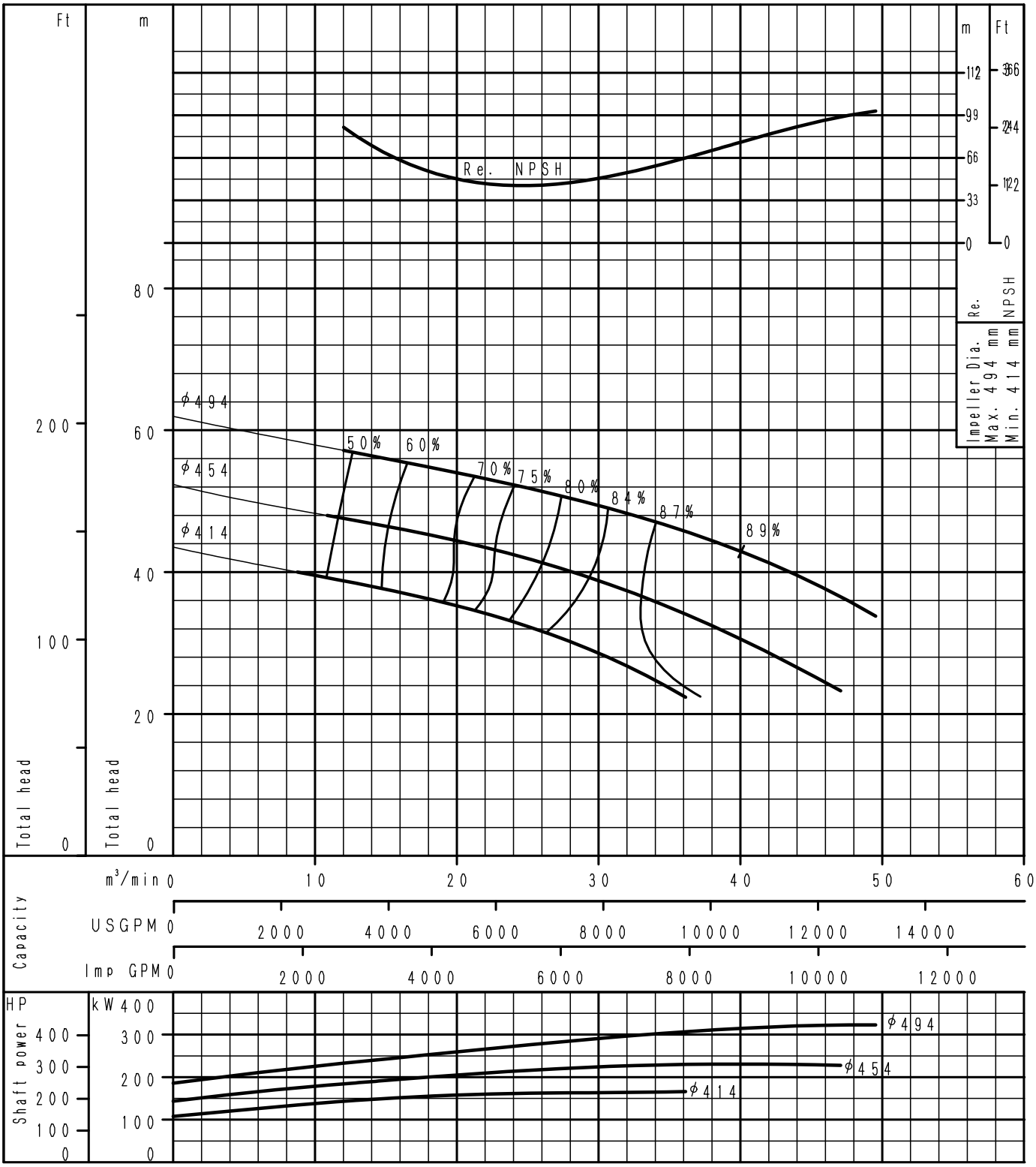

F8-1932906-00

EBARA

Ebara Horizontal Split Casing Pump

Model CB

Performance Curve

6 Poles

450X400CBF	According to ISO testing code 9906 Grade 2B Class 2
60 Hz (Speed 1190 min^{-1})	DENSITY=1.0kg/ℓ, VISCOSITY=1.0mPa·s

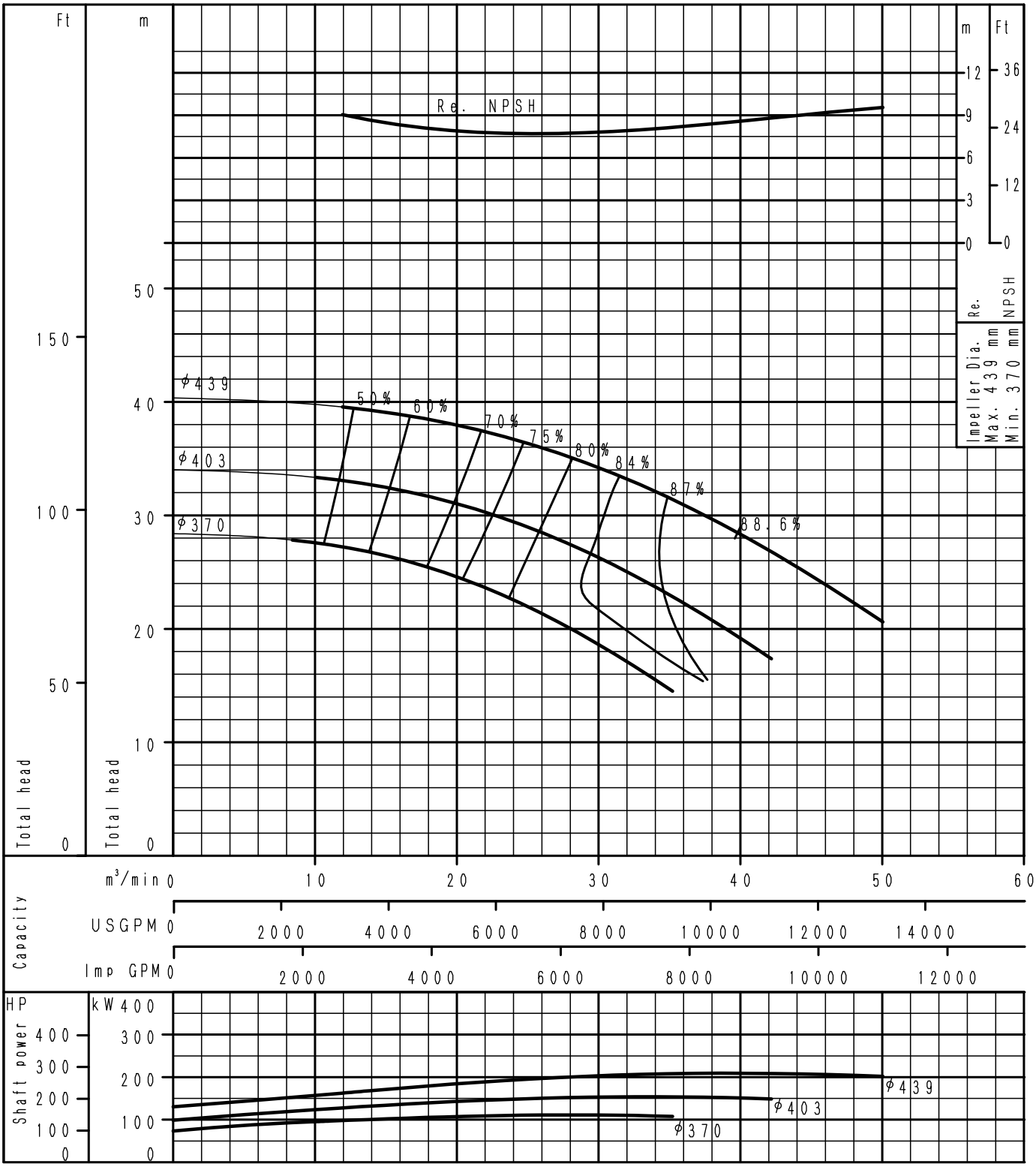

F8-1932908-00

EBARA

Ebara Horizontal Split Casing Pump

Model CB

Performance Curve

6 Poles

500X350CBG	According to ISO testing code 9906 Grade 2B Class 2
60 Hz (Speed 1190 min^{-1})	DENSITY= 1.0 kg/ℓ, VISCOSITY= 1.0 mPa·s

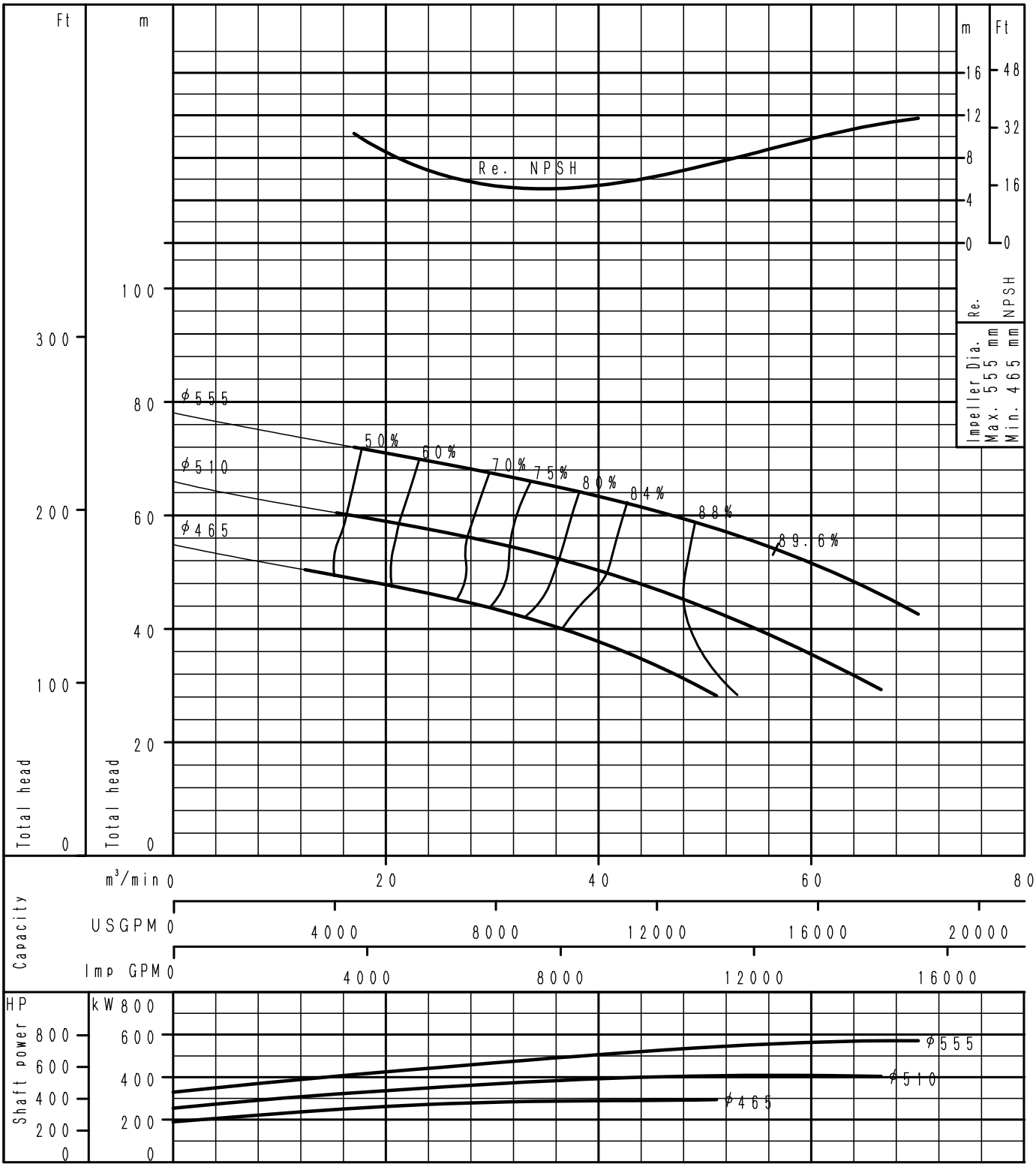

F8-1932909-00

EBARA